

# DOT CS LED EVO 3W 450LM LB IP65 1H NM AT

DETAILED CARD



## TECHNICAL PARAMETERS

Index:	233708
Ingress protection:	IP65
Impact resistance:	IK07
Rated power of the luminaire [W]*:	3
Luminous flux [lm]*:	450
Colour temperature [K]:	4000
Material of the body:	PC
Diffuser material:	PMMA
Diffuser type:	lens
Optics material:	PC

## CHARACTERISTICS

Surface-mounted 3W standalone emergency luminaire with an integrated, energy-efficient LED light module with 450lm light output. Body made of polycarbonate (PC). Optics available in 4 variants: general wide, general narrow, corridor wide, corridor narrow. DOT LED EVO has a built-in Li-ion battery, with an emergency operating time of 1h or 3h. The luminaire is available in an autotest (AT) version. Available in white or black.

## APPLICATION

A self-contained emergency luminaire whose main use is to illuminate escape routes and fire protection equipment following a mains power failure. Particularly recommended where it is necessary to install emergency lighting as part of the modernisation of an existing installation. It successfully replaces lamps with a built-in emergency module. Thanks to additional sealing, the luminaire achieves IP65 sealing and can be used in areas with increased humidity or outdoors under cover.

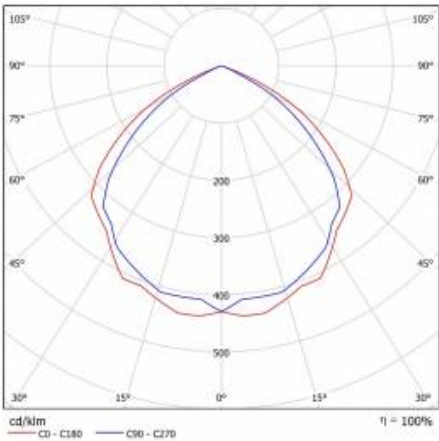
# DOT CS LED EVO 3W 450LM LB IP65 1H NM AT

DETAILED CARD

## TECHNICAL PARAMETERS TABLE

Index:	233708	Colour of the body:	white
Light source:	LED module	Dimensions (H/W/T/S) [mm]:	ø140/40
Rated power of the luminaire [W]:	3	Mounting dimensions [mm]:	104
Supply voltage [V]:	230	Impact resistance:	IK07
Frequency [Hz]:	50-60	Ingress protection:	IP65
Luminous flux [lm]:	450	Mounting version:	surface
Luminous efficacy [lm/W]:	150	Working temperature [°C]:	from +5 to +35
Electrical protection class:	II	Emergency lighting [h]:	1
Colour temperature [K]:	4000	Net weight [kg]:	0.250
LED lifespan L70B50 [h]:	167000	Category type:	emergency lighting
Beam angle [°]:	CSLB	Autotest:	yes
Exchangeable source:	yes	Operating mode:	NM
Battery:	Li-Ion	LED lifespan L80B20 [h]:	101000
Battery capacity [mAh]:	2500	LED lifespan L90B10 [h]:	49500
Diffuser material:	PMMA	Light distribution type:	general wide
Diffuser type:	lens	Warranty [years]:	5
Diffuser colour:	transparent	CE certificate:	<a href="#">41/2025</a>
Optics material:	PC	Manual:	<a href="#">Download PDF</a>
Material of the body:	PC	Plik LDT:	<a href="#">Download</a>

## LIGHT CURVES



# DOT CS LED EVO 3W 450LM LB IP65 1H NM AT


DETAILED CARD

## ACCESSORIES AVAILABLE

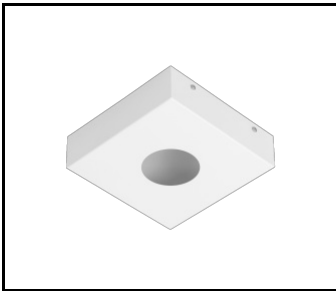
index	Name
545672	DOT CS galvanized steel arm
551161	Ceiling spacer DOT white matt
997570	DOT square frame. white matt texture
997587	DOT square frame black matt texture



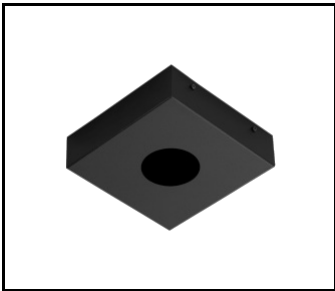
DOT CS galvanized steel arm (545672)



Ceiling spacer DOT white matt (551161)



DOT square frame. white matt texture (997570)



DOT square frame black matt texture (997587)