

# FACTOR LED 2M 57000 LM 840 ASM2 IP66 (388W)SH

DETAILED CARD



## TECHNICAL PARAMETERS

|   |        |
|---|--------|
| <b>Index:</b>                             | 683169 |
| <b>Ingress protection:</b>                | IP66   |
| <b>Impact resistance:</b>                 | IK09   |
| <b>Rated power of the luminaire [W]*:</b> | 388    |
| <b>Luminous flux [lm]*:</b>               | 57000  |
| <b>Colour temperature [K]:</b>            | 4000   |
| <b>Color rendering index (Ra) &gt;:</b>   | 80     |
| <b>SDCM:</b>                              | 5      |
| <b>Electrical protection class:</b>       | I      |
| <b>Energy efficiency class:</b>           | C      |

## CHARACTERISTICS

Factor Led is a latest-generation floodlight with a high power output and an impressive luminous flux. It is characterized not only by very high luminous efficiency but also by the highest IP 66 tightness and IK09 impact resistance. These parameters have been achieved thanks to the branded components used, robust housing made of cast aluminum, and the use of a passive cooling system for the lamp, which allows the excess heat generated to be dissipated during lamp operation. The Factor Led has the advantage of very fast and easy installation. The lightweight steel arm is attached to the supporting structure (wall, pole), and then the light modules are plugged in. On a single bracket, the installer can plug in a lamp containing from 1 to 4 such modules.

## APPLICATION

Very good sealing and impact resistance parameters, the ability to work in elevated temperatures - up to 45 ° C as standard, and an extensive range of spreads predisposes Factor Led lamps to work in harsh weather conditions. It will find application and perform well both inside industrial halls, warehouses, sports halls, logistics centers, and outdoors - on sports fields, airports, parking lots, and maneuvering areas. It can also illuminate the facades of buildings and elements of external architecture.

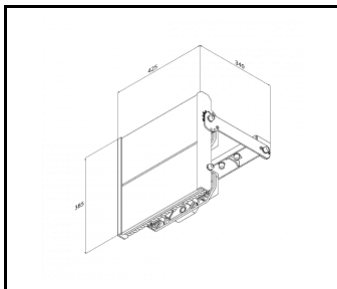
# FACTOR LED 2M 57000 LM 840 ASM2 IP66 (388W)SH

DETAILED CARD

## TECHNICAL PARAMETERS TABLE

|                                   |                |  |                              |
|-----------------------------------|----------------|--|------------------------------|
| Index:                            | 683169         | Material of the body:                    | aluminium                    |
| Rated power of the luminaire [W]: | 388            | Colour of the body:                      | RAL7016                      |
| Luminous flux [lm]:               | 57000          | Dimensions (H/W/T/S) [mm]:               | 385/425/340                  |
| Supply voltage [V]:               | 220-240        | Impact resistance:                       | IK09                         |
| Frequency [Hz]:                   | 47-63          | Ingress protection:                      | IP66                         |
| Luminous efficacy [lm/W]:         | 147            | Working temperature [°C]:                | from -40 to +45              |
| Energy efficiency class:          | C              | DIMM 1-10V:                              | yes                          |
| Electrical protection class:      | I              | Dimensions of single box [mm]:           | 430                          |
| Colour temperature [K]:           | 4000           | Number on the palette [pcs]:             | 18                           |
| Color rendering index (Ra) >:     | 80             | Net weight [kg]:                         | 12.690                       |
| SDCM:                             | 5              | Version:                                 | 2 modules                    |
| Power factor:                     | 0.98           | Warranty [years]:                        | 5                            |
| LED lifespan L70B50 [h]:          | 156000         | CE certificate:                          | <a href="#">262/2023</a>     |
| LED lifespan L80B10 [h]:          | 98000          | ENEC Certificate:                        | <a href="#">0404/ENEC/25</a> |
| LED lifespan L90B10 [h]:          | 47000          | Environmental Product Declaration (EPD): | <a href="#">816/2025</a>     |
| Beam angle [°]:                   | ASM2           | Manual:                                  | <a href="#">Download PDF</a> |
| Surge protection [kV]:            | 6              | Plik LDT:                                | <a href="#">Download</a>     |
| Diffuser material:                | tempered glass |  |                              |

## TECHNICAL PICTURES




# FACTOR LED 2M 57000 LM 840 ASM2 IP66 (388W)SH


DETAILED CARD

## ACCESSORIES AVAILABLE


| index  | Name                                  |
|--------|---------------------------------------|
| 684791 | Protective grid Factor LED 4M RAL7016 |
| 684784 | Protective grid Factor LED 3M RAL7016 |
| 684777 | Protective grid Factor LED 2M RAL7016 |
| 684760 | Protective grid Factor LED 1M RAL7016 |
| 370311 |                                       |



Protective grid Factor LED 4M  
RAL7016 (684791)



Protective grid Factor LED 3M  
RAL7016 (684784)



Protective grid Factor LED 2M  
RAL7016 (684777)

Card creation date: 21 January 2025

The company reserves the right to make design changes or upgrades in the presented product. Product data sheet does not constitute an offer. \* Parameter tolerance is +/- 10%



This product is a subject to electric and electronic waste equipment regulations (WEEE).



Certificate CE - Nr: 262/2023