

# LINEA S LED ECO 588MM 1950LM 840 IP40 120D (12W)

DETAILED CARD



## TECHNICAL PARAMETERS

<b>Index:</b>	666315
<b>Ingress protection:</b>	IP40
<b>Impact resistance:</b>	IK03
<b>Rated power of the luminaire [W]*:</b>	12
<b>Luminous flux [lm]*:</b>	1950
<b>Colour temperature [K]:</b>	4000
<b>Energy efficiency class:</b>	B
<b>Material of the body:</b>	coated steel
<b>Colour of the body:</b>	RAL9010
<b>Diffuser material:</b>	PC

## CHARACTERISTICS

Linea S LED Eco is a surface-mounted and pendant light-line system, representing a new generation of luminaires dedicated to LED technology. The design used allows for easy installation and power connection. The steel body, designed from the ground up, ensures the luminaire's strength and robustness, while the narrow side profile allows installation in hard-to-reach areas. The ECO version is dedicated to investments where the length of individual light lines supplied from a single cable (not including modules with bezels and not including current protection) does not exceed 40m. The light modules are permanently connected to the carrier modules using dedicated cubes. The optics used in the other luminaires of the LINEA S family are possible.

## APPLICATION

A versatile led lamp for indoor use, particularly suitable for lighting large-scale commercial buildings, possibly on production and storage halls.

# LINEA S LED ECO 588MM 1950LM 840 IP40 120D (12W)

DETAILED CARD

## TECHNICAL PARAMETERS TABLE

<b>Index:</b>	666315	<b>Mounting version:</b>	surface, suspended
<b>EAN:</b>	5905963666315	<b>Working temperature [°C]:</b>	from -20 to +35
<b>Light source:</b>	LED	<b>Number on the palette [pcs]:</b>	192
<b>Rated power of the luminaire [W]:</b>	12	<b>Net weight [kg]:</b>	1.150
<b>Supply voltage [V]:</b>	220 - 240	<b>AC voltage range [V]:</b>	198-264
<b>Frequency [Hz]:</b>	50 - 60	<b>DC voltage range [V]:</b>	176-280
<b>Luminous flux [lm]:</b>	1950	<b>Light distribution type:</b>	symmetric
<b>Luminous efficacy [lm/W]:</b>	163	<b>LED lifespan L70B50 [h]:</b>	150000
<b>Energy efficiency class:</b>	B	<b>LED lifespan L80B10 [h]:</b>	100000
<b>Electrical protection class:</b>	I	<b>LED lifespan L90B10 [h]:</b>	45000
<b>Colour temperature [K]:</b>	4000	<b>Warranty [years]:</b>	5
<b>Color rendering index (Ra) &gt;:</b>	80	<b>CE certificate:</b>	<a href="#">106/2024</a>
<b>Beam angle [°]:</b>	120	<b>ENEC Certificate:</b>	<a href="#">0331/ENEC/23</a>
<b>Diffuser material:</b>	PC	<b>HACCP:</b>	<a href="#">852/2004</a>
<b>Diffuser type:</b>	matrix led	<b>Manual:</b>	<a href="#">Download PDF</a>
<b>Material of the body:</b>	coated steel	<b>Environmental Product Declaration (EPD):</b>	<a href="#">869/2025</a>
<b>Colour of the body:</b>	RAL9010	<b>Mark D:</b>	yes
<b>Dimensions (H/W/T/S) [mm]:</b>	588/53/54	<b>ISO Certificates:</b>	9001:2015, 14001:2015, 45001:2018, 50001:2018
<b>Impact resistance:</b>	IK03	<b>Plik LDT:</b>	<a href="#">Download</a>
<b>Ingress protection:</b>	IP40		

# LINEA S LED ECO 588MM 1950LM 840 IP40 120D (12W)

DETAILED CARD

## ACCESSORIES AVAILABLE


index	Name
980077	LINEA S LED hang 3m
981173	LINEA S LED hang 1.5m
980954	Linea S LED surface mount bracket
981418	LINEA S LED pendant sm 1.5
981425	LINEA S LED chain pendant
980961	LINEA S LED pendant sm 3m
594458	LINEA S LED ECO 588mm 260lm AW DOT CS 2W 1h NM AT
594465	LINEA S LED ECO 588mm - 1xEXPO ADJUST 2050lm DALI zoom 22-55st. White 840 20W
594472	LINEA S LED ECO 588mm - 1xEXPO ADJUST 2050lm zoom 22-55st. White 840 20W
594403	LINEA S LED ECO - metal cover 588mm
594410	LINEA S LED ECO - metal cover 1176mm
594427	LINEA S LED ECO - metal cover 1764mm
594434	LINEA S LED ECO - metal cover 2940mm
594441	LINEA S LED ECO - metal cover 3528mm
594496	LINEA S LED ECO - metal cover 588mm DALI
594502	LINEA S LED ECO - metal cover 1176mm DALI
594519	LINEA S LED ECO - metal cover 1764mm DALI
594526	LINEA S LED ECO - metal cover 2940mm DALI
594533	LINEA S LED ECO - metal cover 3528mm DALI
594489	LINEA S LED ECO - termination set

# LINEA S LED ECO 588MM 1950LM 840 IP40 120D (12W)

## DETAILED CARD




LINEA S LED hang 1.5m (981173)



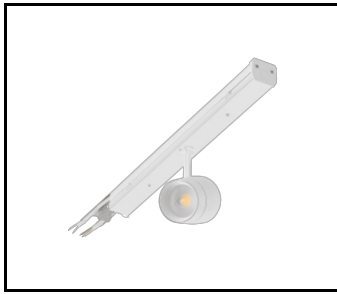
Linea S LED surface mount bracket (980954)



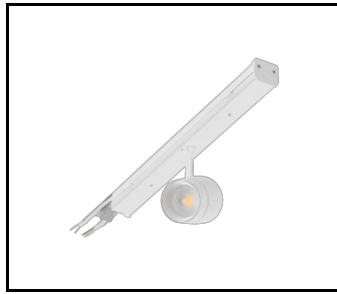
LINEA S LED chain pendant (981425)



LINEA S LED ECO 588mm 260lm AW DOT CS 2W 1h NM AT (594458)



LINEA S LED ECO 588mm - 1xEXPO ADJUST 2050lm DALI zoom 22-55st. White 840 20W (594465)



LINEA S LED ECO 588mm - 1xEXPO ADJUST 2050lm zoom 22-55st. White 840 20W (594472)

Card creation date: 28 October 2025

The company reserves the right to make design changes or upgrades in the presented product. Product data sheet does not constitute an offer. \* Parameter tolerance is +/- 10%



This product is a subject to electric and electronic waste equipment regulations (WEEE).



Certificate CE - Nr: 106/2024