

# LINEA S LED ECO 1176MM 2450LM 840 IP40 SA-R (17W)

## DETAILED CARD



### TECHNICAL PARAMETERS

|                                    |              |
|------------------------------------|--------------|
| Index:                             | 667039       |
| Ingress protection:                | IP40         |
| Impact resistance:                 | IK03         |
| Rated power of the luminaire [W]*: | 17           |
| Luminous flux [lm]*:               | 2450         |
| Colour temperature [K]:            | 4000         |
| Energy efficiency class:           | C            |
| Material of the body:              | coated steel |
| Colour of the body:                | RAL9010      |
| Diffuser material:                 | PC           |

### CHARACTERISTICS

Linea S LED Eco is a surface-mounted and pendant light-line system, representing a new generation of luminaires dedicated to LED technology. The design used allows for easy installation and power connection. The steel body, designed from the ground up, ensures the luminaire's strength and robustness, while the narrow side profile allows installation in hard-to-reach areas. The ECO version is dedicated to investments where the length of individual light lines supplied from a single cable (not including modules with bezels and not including current protection) does not exceed 40m. The light modules are permanently connected to the carrier modules using dedicated cubes. The optics used in the other luminaires of the LINEA S family are possible.

### APPLICATION

A versatile led lamp for indoor use, particularly suitable for lighting large-scale commercial buildings, possibly on production and storage halls.

# LINEA S LED ECO 1176MM 2450LM 840 IP40 SA-R (17W)

DETAILED CARD

## TECHNICAL PARAMETERS TABLE

|                                   |                  |                              |                              |
|-----------------------------------|------------------|------------------------------|------------------------------|
| Index:                            | 667039           | Impact resistance:           | IK03                         |
| EAN:                              | 5905963667039    | Ingress protection:          | IP40                         |
| Light source:                     | LED              | Mounting version:            | surface, suspended           |
| Rated power of the luminaire [W]: | 17               | Working temperature [°C]:    | from -20 to +35              |
| Supply voltage [V]:               | 220 - 240        | Number on the palette [pcs]: | 132                          |
| Frequency [Hz]:                   | 50 - 60          | Net weight [kg]:             | 2.150                        |
| Luminous flux [lm]:               | 2450             | AC voltage range [V]:        | 198-264                      |
| Luminous efficacy [lm/W]:         | 144              | DC voltage range [V]:        | 200-240                      |
| Energy efficiency class:          | C                | Light distribution type:     | SA-R                         |
| Electrical protection class:      | I                | LED lifespan L70B50 [h]:     | 150000                       |
| Colour temperature [K]:           | 4000             | LED lifespan L80B20 [h]:     | 100000                       |
| Colour rendering index:           | 80               | LED lifespan L90B10 [h]:     | 45000                        |
| Beam angle [°]:                   | asymmetric right | Warranty [years]:            | 5                            |
| Diffuser material:                | PC               | CE certificate:              | <a href="#">106/2024</a>     |
| Diffuser type:                    | matrix led       | ENEC Certificate:            | <a href="#">0331/ENEC/23</a> |
| Material of the body:             | coated steel     | HACCP:                       | <a href="#">852/2004</a>     |
| Colour of the body:               | RAL9010          | Manual:                      | <a href="#">Download PDF</a> |
| Dimensions (H/W/T/S) [mm]:        | 1176/53/54       |                              |                              |

# LINEA S LED ECO 1176MM 2450LM 840 IP40 SA-R (17W)

DETAILED CARD

## ACCESSORIES AVAILABLE


| index  | Name                                                                          |
|--------|-------------------------------------------------------------------------------|
| 980077 | LINEA S LED hang 3m                                                           |
| 981173 | LINEA S LED hang 1.5m                                                         |
| 980954 | Linea S LED surface mount bracket                                             |
| 981418 | LINEA S LED pendant sm 1.5                                                    |
| 981425 | LINEA S LED chain pendant                                                     |
| 980961 | LINEA S LED pendant sm 3m                                                     |
| 594458 | LINEA S LED ECO 588mm 260lm AW DOT CS 2W 1h NM AT                             |
| 594465 | LINEA S LED ECO 588mm - 1xEXPO ADJUST 2050lm DALI zoom 22-55st. White 840 20W |
| 594472 | LINEA S LED ECO 588mm - 1xEXPO ADJUST 2050lm zoom 22-55st. White 840 20W      |
| 594403 | LINEA S LED ECO - metal cover 588mm                                           |
| 594410 | LINEA S LED ECO - metal cover 1176mm                                          |
| 594427 | LINEA S LED ECO - metal cover 1764mm                                          |
| 594434 | LINEA S LED ECO - metal cover 2940mm                                          |
| 594441 | LINEA S LED ECO - metal cover 3528mm                                          |
| 594496 | LINEA S LED ECO - metal cover 588mm DALI                                      |
| 594502 | LINEA S LED ECO - metal cover 1176mm DALI                                     |
| 594519 | LINEA S LED ECO - metal cover 1764mm DALI                                     |
| 594526 | LINEA S LED ECO - metal cover 2940mm DALI                                     |
| 594533 | LINEA S LED ECO - metal cover 3528mm DALI                                     |
| 594489 | LINEA S LED ECO - termination set                                             |

# LINEA S LED ECO 1176MM 2450LM 840 IP40 SA-R (17W)

## DETAILED CARD




LINEA S LED hang 1.5m (981173)



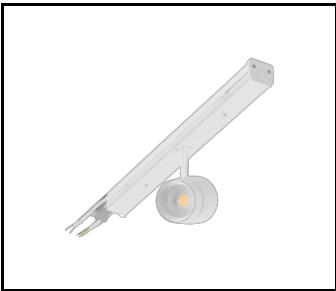
Linea S LED surface mount bracket (980954)



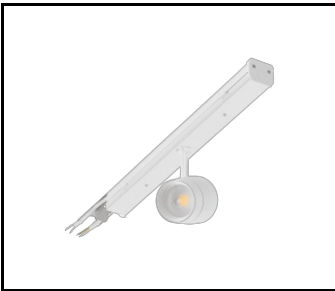
LINEA S LED chain pendant (981425)



LINEA S LED ECO 588mm 260lm AW DOT CS 2W 1h NM AT (594458)



LINEA S LED ECO 588mm - 1xEXPO  
ADJUST 2050lm DALI zoom 22-55st.  
White 840 20W (594465)



LINEA S LED ECO 588mm - 1xEXPO  
ADJUST 2050lm zoom 22-55st. White  
840 20W (594472)

Card creation date: 03 December 2024

The company reserves the right to make design changes or upgrades in the presented product. Product data sheet does not constitute an offer. \* Parameter tolerance is +/- 10%



This product is a subject to electric and electronic waste equipment regulations (WEEE).



Certificate CE - Nr: 106/2024



Lena Lighting S.A.  
ul. Kórnicka 52, 63-000 Środa Wielkopolska  
tel. +48 61 28 60 333 (Pn-Pt, 8-16), e-mail: hello@lenalighting.pl, www.lenalighting.pl