


# CONTRA PLUS LED 1195X295MM MULTI 3200-4900LM 840/830 IP44/IP20 II CL. MAT PMMA 26-39W DALI

DETAILED CARD



## TECHNICAL PARAMETERS

<b>Index:</b>	375668
<b>Rated power [W] - range:</b>	26-39
<b>Luminous flux of the luminaire [lm] - range:</b>	3200-4900
<b>Colour temperature [K] - range:</b>	4000/3000
<b>Ingress protection:</b>	IP44/IP20
<b>Impact resistance:</b>	IK03
<b>Colour rendering index:</b>	80
<b>Energy efficiency class:</b>	D
<b>Material of the body:</b>	coated aluminium
<b>Diffuser material:</b>	PMMA

## CHARACTERISTICS

Contra Plus LED versatile LED panel characterised by its low, slim profile and elegant design. Adapted for flush-mounted installation in modular ceilings, surface-mounted or suspended using an additional frame (available as an accessory). Luminaire with integrated energy-saving LED module, made of white painted aluminium profile, equipped with structured multi-layer PMMA MAT or PRM shade for perfect light diffusion. MULTI version. Choose from 2 light colours (3000K and 4000K) and 8 brightness levels in one LED panel thanks to the built-in switch.

## APPLICATION

The luminaire is intended for indoor use in office (offices, conference rooms) or representative use (hotels, restaurants); illumination of public facilities, including hospitals, educational facilities, offices, halls, garages, passageways, warehouses, shops, as well as in the food industry and food-related retail and service facilities. The unique design and excellent light performance enable CONTRA PLUS LED to be used as the main source of light, also for work that requires visual focus. The lamp is suitable for both new applications and the replacement of traditional T8 and T5 luminaires with energy-efficient LED solutions.

# CONTRA PLUS LED 1195X295MM MULTI 3200-4900LM 840/830 IP44/IP20 II CL. MAT PMMA 26-39W DALI

DETAILED CARD

## TECHNICAL PARAMETERS TABLE

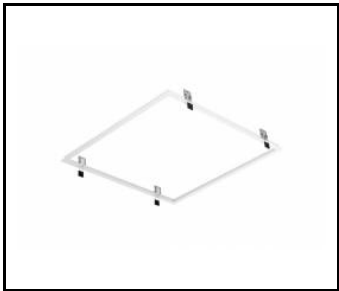
Index:	375668	Colour of the body:	white
EAN:	5905963375668	DIMM DALI:	yes
Light source:	LED	Dimensions (H/W/T/S) [mm]:	1195/295/39
Rated power [W] - range:	26-39	Impact resistance:	IK03
Luminous flux of the luminaire [lm] - range:	3200-4900	Ingress protection:	IP44/IP20
Colour temperature [K] - range:	4000/3000	Mounting version:	podtynkowy, natynkowy z akcesorium, zwieszany z akcesorium
Supply voltage [V]:	220-240	Working temperature [°C]:	from 0 to +35
Frequency [Hz]:	50-60	Dimensions of single box [mm]:	1260
Luminous efficacy [lm/W]:	123	Number on the palette [pcs]:	50
Energy efficiency class:	D	Net weight [kg]:	1.200
Electrical protection class:	II	Category type:	troffers
Colour rendering index:	80	LED lifespan L70B50 [h]:	228000
Beam angle [°]:	110	LED lifespan L80B20 [h]:	143000
Surge protection [kV]:	1	LED lifespan L90B10 [h]:	68000
Diffuser material:	PMMA	Light distribution type:	lamertian
Diffuser type:	matt	Additional accessories:	ramka natynkowa, system zwieszania
Diffuser colour:	milky	Warranty [years]:	5
Optics material:	PMMA	CE certificate:	<a href="#">105/2024</a>
Optics:	lens	Manual:	<a href="#">Download PDF</a>
Material of the body:	coated aluminium	Plik LDT:	<a href="#">Download</a>

# CONTRA PLUS LED 1195X295MM MULTI 3200-4900LM 840/830 IP44/IP20 II CL. MAT PMMA 26-39W DALI

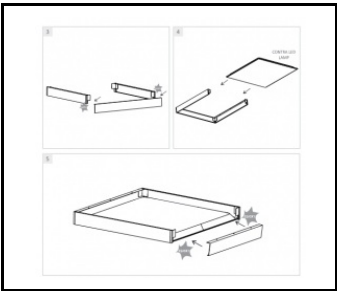
DETAILED CARD

## ACCESSORIES AVAILABLE

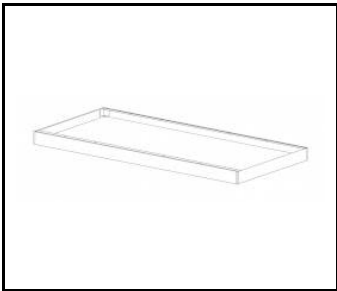
index	Name
999543	Plasterboard recessing kit 630x630 white (steel version)
374715	CONTRA LED surface-mounted frame CLICK 600x600x65mm
374708	CONTRA LED surface-mounted frame CLICK 1200x300x65mm
374692	CONTRA LED suspension system 1200x300
374685	CONTRA LED suspension system 600x600
374838	CONTRA LED MOUNTING CLIPS IN KG (4PCS)
374845	Frame adapter KG 635x635 WHITE
374852	Frame adapter KG 1235x335 WHITE
998966	Frame steel white structure RAL9016 600x600 SM "well effect"
374722	CONTRA LED suspension system 600x600 DALI
374739	CONTRA LED - suspension system 1200x300 DALI




Plasterboard recessing kit 630x630 white (steel version) (999543)




CONTRA LED surface-mounted frame CLICK 600x600x65mm (374715)



CONTRA LED surface-mounted frame CLICK 1200x300x65mm (374708)



CONTRA LED suspension system 1200x300 (374692)



Frame steel white structure RAL9016 600x600 SM "well effect" (998966)

Card creation date:18 July 2025

The company reserves the right to make design changes or upgrades in the presented product. Product data sheet does not constitute an offer. \* Parameter tolerance is +/- 10%

 This product is a subject to electric and electronic waste equipment regulations (WEEE).

 Certificate CE - Nr: 105/2024