

# LINEA S LED ECO 3528MM 6200LM 840 IP40 105D DALI (37W)

DETAILED CARD



## TECHNICAL PARAMETERS

<b>Index:</b>	594397
<b>Ingress protection:</b>	IP40
<b>Impact resistance:</b>	IK03
<b>Rated power of the luminaire [W]*:</b>	37
<b>Luminous flux [lm]*:</b>	6200
<b>Colour temperature [K]:</b>	4000
<b>Energy efficiency class:</b>	B
<b>Material of the body:</b>	coated steel
<b>Colour of the body:</b>	RAL9010
<b>Diffuser material:</b>	PC

## CHARACTERISTICS

Linea S LED Eco is a surface-mounted and pendant light-line system, representing a new generation of luminaires dedicated to LED technology. The design used allows for easy installation and power connection. The steel body, designed from the ground up, ensures the luminaire's strength and robustness, while the narrow side profile allows installation in hard-to-reach areas. The ECO version is dedicated to investments where the length of individual light lines supplied from a single cable (not including modules with bezels and not including current protection) does not exceed 40m. The light modules are permanently connected to the carrier modules using dedicated cubes. The optics used in the other luminaires of the LINEA S family are possible.

## APPLICATION

A versatile led lamp for indoor use, particularly suitable for lighting large-scale commercial buildings, possibly on production and storage halls.

# LINEA S LED ECO 3528MM 6200LM 840 IP40 105D DALI (37W)

DETAILED CARD

## TECHNICAL PARAMETERS TABLE

Index:	594397	Colour of the body:	RAL9010
EAN:	5905963594397	Dimensions (H/W/T/S) [mm]:	3528/53/54
Light source:	LED	Impact resistance:	IK03
Rated power of the luminaire [W]:	37	Ingress protection:	IP40
Supply voltage [V]:	220-240	Mounting version:	surface, suspended
Frequency [Hz]:	50-60	Working temperature [°C]:	from -20 to +35
Luminous flux [lm]:	6200	DIMM DALI:	yes
Luminous efficacy [lm/W]:	168	Number on the palette [pcs]:	100
Energy efficiency class:	B	Net weight [kg]:	6.150
Electrical protection class:	I	AC voltage range [V]:	198-264
Colour temperature [K]:	4000	DC voltage range [V]:	176-280
Colour rendering index:	>80	Photobiological safety:	Risk Group 1 (no photobiological hazard under normal behavioral limitation)
Beam angle [°]:	105	Warranty [years]:	5
Diffuser material:	PC	CE certificate:	<a href="#">62/2024</a>
Diffuser type:	matrix led	Manual:	<a href="#">Download PDF</a>
Material of the body:	coated steel	Light distribution type:	symmetric

## LIGHT CURVES



# LINEA S LED ECO 3528MM 6200LM 840 IP40 105D DALI (37W)

DETAILED CARD

## ACCESSORIES AVAILABLE

index	Name
980060	LINEA S LED – end cap IP40 push-in
980077	LINEA S LED hang 3m
981166	LINEA S LED – end cap IP40 for screws
981173	LINEA S LED hang 1.5m
980954	Linea S LED surface mount bracket
981418	LINEA S LED pendant sm 1.5
981425	LINEA S LED chain pendant
980961	LINEA S LED pendant sm 3m
594458	LINEA S LED ECO 588mm 260lm AW DOT CS 2W 1h NM AT
594465	LINEA S LED ECO 588mm - 1xEXPO ADJUST 2050lm DALI zoom 22-55st. White 840 20W
594472	LINEA S LED ECO 588mm - 1xEXPO ADJUST 2050lm zoom 22-55st. White 840 20W



LINEA S LED – end cap IP40 push-in (980060)




LINEA S LED hang 1.5m (981173)




Linea S LED surface mount bracket (980954)




LINEA S LED chain pendant (981425)



LINEA S LED ECO 588mm 260lm AW DOT CS 2W 1h NM AT (594458)



LINEA S LED ECO 588mm - 1xEXPO ADJUST 2050lm DALI zoom 22-55st. White 840 20W (594465)



LINEA S LED ECO 588mm - 1xEXPO ADJUST 2050lm zoom 22-55st. White 840 20W (594472)

Card creation date: 24 July 2024

The company reserves the right to make design changes or upgrades in the presented product. Product data sheet does not constitute an offer. \* Parameter tolerance is +/- 10%



This product is a subject to electric and electronic waste equipment regulations (WEEE).



Certificate CE - Nr: 62/2024



Lena Lighting S.A.  
ul. Kórnicka 52, 63-000 Środa Wielkopolska  
tel. +48 61 28 60 333 (Pn-Pt, 8-16), e-mail: hello@lenalighting.pl, www.lenalighting.pl