

LINEA S LED ECO 1764MM 11950LM 840 IP40 105D (75W)

DETAILED CARD



TECHNICAL PARAMETERS

Index:	594205
Ingress protection:	IP40
Impact resistance:	IK03
Rated power of the luminaire [W]*:	75
Luminous flux [lm]*:	11950
Colour temperature [K]:	4000
Energy efficiency class:	B
Material of the body:	coated steel
Colour of the body:	RAL9010
Diffuser material:	PC

CHARACTERISTICS

Linea S LED Eco is a surface-mounted and pendant light-line system, representing a new generation of luminaires dedicated to LED technology. The design used allows for easy installation and power connection. The steel body, designed from the ground up, ensures the luminaire's strength and robustness, while the narrow side profile allows installation in hard-to-reach areas. The ECO version is dedicated to investments where the length of individual light lines supplied from a single cable (not including modules with bezels and not including current protection) does not exceed 40m. The light modules are permanently connected to the carrier modules using dedicated cubes. The optics used in the other luminaires of the LINEA S family are possible.

APPLICATION

A versatile led lamp for indoor use, particularly suitable for lighting large-scale commercial buildings, possibly on production and storage halls.

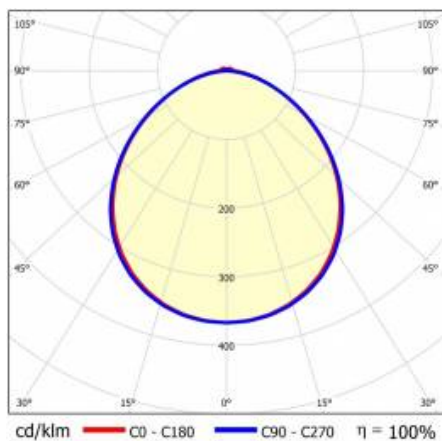
LINEA S LED ECO 1764MM 11950LM 840 IP40 105D (75W)

DETAILED CARD

TECHNICAL PARAMETERS TABLE

Index:	594205	Mounting version:	surface, suspended
EAN:	5905963594205	Working temperature [°C]:	from -20 to +35
Light source:	LED	Number on the palette [pcs]:	100
Rated power of the luminaire [W]:	75	Net weight [kg]:	3.150
Supply voltage [V]:	220-240	AC voltage range [V]:	198-264
Frequency [Hz]:	50-60	DC voltage range [V]:	176-280
Luminous flux [lm]:	11950	Light distribution type:	symmetric
Luminous efficacy [lm/W]:	159	LED lifespan L70B50 [h]:	150000
Energy efficiency class:	B	LED lifespan L80B10 [h]:	100000
Electrical protection class:	I	LED lifespan L90B10 [h]:	45000
Colour temperature [K]:	4000	Photobiological safety:	Risk Group 1 (no photobiological hazard under normal behavioral limitation)
Color rendering index (Ra) >:	80	Warranty [years]:	5
Beam angle [°]:	105	CE certificate:	106/2024
Diffuser material:	PC	ENEC Certificate:	0331/ENEC/23
Diffuser type:	matrix led	HACCP:	852/2004
Material of the body:	coated steel	Manual:	Download PDF
Colour of the body:	RAL9010	Environmental Product Declaration (EPD):	869/2025
Dimensions (H/W/T/S) [mm]:	1764/53/54	Mark D:	yes
Impact resistance:	IK03	ISO Certificates:	9001:2015, 14001:2015, 45001:2018, 50001:2018
Ingress protection:	IP40	Pliik LDT:	Download

LIGHT CURVES



LINEA S LED ECO 1764MM 11950LM 840 IP40 105D (75W)

DETAILED CARD

ACCESSORIES AVAILABLE


index	Name
980077	LINEA S LED hang 3m
981173	LINEA S LED hang 1.5m
980954	Linea S LED surface mount bracket
981418	LINEA S LED pendant sm 1.5
981425	LINEA S LED chain pendant
980961	LINEA S LED pendant sm 3m
594458	LINEA S LED ECO 588mm 260lm AW DOT CS 2W 1h NM AT
594465	LINEA S LED ECO 588mm - 1xEXPO ADJUST 2050lm DALI zoom 22-55st. White 840 20W
594472	LINEA S LED ECO 588mm - 1xEXPO ADJUST 2050lm zoom 22-55st. White 840 20W
594403	LINEA S LED ECO - metal cover 588mm
594410	LINEA S LED ECO - metal cover 1176mm
594427	LINEA S LED ECO - metal cover 1764mm
594434	LINEA S LED ECO - metal cover 2940mm
594441	LINEA S LED ECO - metal cover 3528mm
594496	LINEA S LED ECO - metal cover 588mm DALI
594502	LINEA S LED ECO - metal cover 1176mm DALI
594519	LINEA S LED ECO - metal cover 1764mm DALI
594526	LINEA S LED ECO - metal cover 2940mm DALI
594533	LINEA S LED ECO - metal cover 3528mm DALI
594489	LINEA S LED ECO - termination set

LINEA S LED ECO 1764MM 11950LM 840 IP40 105D (75W)

DETAILED CARD




LINEA S LED hang 1.5m (981173)




Linea S LED surface mount bracket (980954)



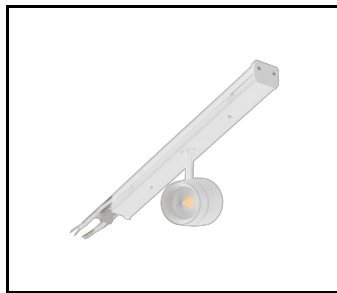
LINEA S LED chain pendant (981425)



LINEA S LED ECO 588mm 260lm AW DOT CS 2W 1h NM AT (594458)



LINEA S LED ECO 588mm - 1xEXPO ADJUST 2050lm DALI zoom 22-55st. White 840 20W (594465)



LINEA S LED ECO 588mm - 1xEXPO ADJUST 2050lm zoom 22-55st. White 840 20W (594472)

Card creation date: 28 October 2025

The company reserves the right to make design changes or upgrades in the presented product. Product data sheet does not constitute an offer. * Parameter tolerance is +/- 10%



This product is a subject to electric and electronic waste equipment regulations (WEEE).



Certificate CE - Nr: 106/2024