

# LINEA S LED ECO 1176MM 2100LM 840 IP40 120D DALI (13W)

DETAILED CARD



## TECHNICAL PARAMETERS

Index:	594113
Ingress protection:	IP40
Impact resistance:	IK03
Rated power of the luminaire [W]*:	13
Luminous flux [lm]*:	2100
Colour temperature [K]:	4000
Energy efficiency class:	B
Material of the body:	coated steel
Colour of the body:	RAL9010
Diffuser material:	PC

## CHARACTERISTICS

Linea S LED Eco is a surface-mounted and pendant light-line system, representing a new generation of luminaires dedicated to LED technology. The design used allows for easy installation and power connection. The steel body, designed from the ground up, ensures the luminaire's strength and robustness, while the narrow side profile allows installation in hard-to-reach areas. The ECO version is dedicated to investments where the length of individual light lines supplied from a single cable (not including modules with bezels and not including current protection) does not exceed 40m. The light modules are permanently connected to the carrier modules using dedicated cubes. The optics used in the other luminaires of the LINEA S family are possible.

## APPLICATION

A versatile led lamp for indoor use, particularly suitable for lighting large-scale commercial buildings, possibly on production and storage halls.

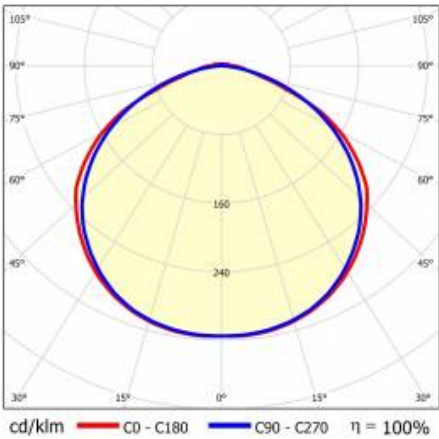
# LINEA S LED ECO 1176MM 2100LM 840 IP40 120D DALI (13W)

DETAILED CARD

## TECHNICAL PARAMETERS TABLE

Index:	594113	Ingress protection:	IP40
EAN:	5905963594113	Mounting version:	surface, suspended
Light source:	LED	Working temperature [°C]:	from -20 to +35
Rated power of the luminaire [W]:	13	DIMM DALI:	yes
Supply voltage [V]:	220-240	Number on the palette [pcs]:	100
Frequency [Hz]:	50-60	Net weight [kg]:	2.150
Luminous flux [lm]:	2100	AC voltage range [V]:	198-264
Luminous efficacy [lm/W]:	162	DC voltage range [V]:	176-280
Energy efficiency class:	B	Light distribution type:	symmetric
Electrical protection class:	I	LED lifespan L70B50 [h]:	150000
Colour temperature [K]:	4000	LED lifespan L80B20 [h]:	100000
Colour rendering index:	>80	LED lifespan L90B10 [h]:	45000
Beam angle [°]:	120	Photobiological safety:	Risk Group 1 (no photobiological hazard under normal behavioral limitation)
Diffuser material:	PC	Warranty [years]:	5
Diffuser type:	matrix led	CE certificate:	<a href="#">106/2024</a>
Material of the body:	coated steel	ENEC Certificate:	<a href="#">0331/ENEC/23</a>
Colour of the body:	RAL9010	HACCP:	<a href="#">852/2004</a>
Dimensions (H/W/T/S) [mm]:	1176/53/54	Manual:	<a href="#">Download PDF</a>
Impact resistance:	IK03	Plik LDT:	<a href="#">Download</a>

## LIGHT CURVES



# LINEA S LED ECO 1176MM 2100LM 840 IP40 120D DALI (13W)

DETAILED CARD

## ACCESSORIES AVAILABLE


index	Name
980077	LINEA S LED hang 3m
981173	LINEA S LED hang 1.5m
980954	Linea S LED surface mount bracket
981418	LINEA S LED pendant sm 1.5
981425	LINEA S LED chain pendant
980961	LINEA S LED pendant sm 3m
594458	LINEA S LED ECO 588mm 260lm AW DOT CS 2W 1h NM AT
594465	LINEA S LED ECO 588mm - 1xEXPO ADJUST 2050lm DALI zoom 22-55st. White 840 20W
594472	LINEA S LED ECO 588mm - 1xEXPO ADJUST 2050lm zoom 22-55st. White 840 20W
594403	LINEA S LED ECO - metal cover 588mm
594410	LINEA S LED ECO - metal cover 1176mm
594427	LINEA S LED ECO - metal cover 1764mm
594434	LINEA S LED ECO - metal cover 2940mm
594441	LINEA S LED ECO - metal cover 3528mm
594496	LINEA S LED ECO - metal cover 588mm DALI
594502	LINEA S LED ECO - metal cover 1176mm DALI
594519	LINEA S LED ECO - metal cover 1764mm DALI
594526	LINEA S LED ECO - metal cover 2940mm DALI
594533	LINEA S LED ECO - metal cover 3528mm DALI
594489	LINEA S LED ECO - termination set

# LINEA S LED ECO 1176MM 2100LM 840 IP40 120D DALI (13W)

## DETAILED CARD




LINEA S LED hang 1.5m (981173)




Linea S LED surface mount bracket (980954)



LINEA S LED chain pendant (981425)



LINEA S LED ECO 588mm 260lm AW DOT CS 2W 1h NM AT (594458)



LINEA S LED ECO 588mm - 1xEXPO  
ADJUST 2050lm DALI zoom 22-55st.  
White 840 20W (594465)



LINEA S LED ECO 588mm - 1xEXPO  
ADJUST 2050lm zoom 22-55st. White  
840 20W (594472)

Card creation date: 03 December 2024

The company reserves the right to make design changes or upgrades in the presented product. Product data sheet does not constitute an offer. \* Parameter tolerance is +/- 10%



This product is a subject to electric and electronic waste equipment regulations (WEEE).



Certificate CE - Nr: 106/2024



Lena Lighting S.A.  
ul. Kórnicka 52, 63-000 Środa Wielkopolska  
tel. +48 61 28 60 333 (Pn-Pt, 8-16), e-mail: hello@lenalighting.pl, www.lenalighting.pl