

LINEA S LED 1176MM 4000LM 840 IP40 SN (26W)

DETAILED CARD



TECHNICAL PARAMETERS

| | |
|---|--------------------|
| Index: | 857324 |
| Rated power of the luminaire [W]*: | 26 |
| Luminous flux [lm]*: | 4000 |
| Frequency [Hz]: | 50-60 |
| Energy efficiency class: | B |
| Electrical protection class: | I |
| Colour temperature [K]: | 4000 |
| Ingress protection: | IP40 |
| Mounting version: | surface, suspended |

CHARACTERISTICS

LINEA S LED is a surface-mounted and suspended light line system, representing a new generation of lamps dedicated to LED technology. The innovative connection system and loop-through cabling enables lamps to be quickly connected to form a light line and allows flexible replacement of light modules to suit current needs. The design used allows for easy assembly and power connection. The steel body, designed from the ground up, ensures the lamp's strength and robustness, while the narrow side profile allows installation in hard-to-reach areas. Diodes from a renowned manufacturer and new LED modules contribute to the very high luminous efficiency.

APPLICATION

A versatile LED lamp for indoor use, particularly suitable for lighting large-scale commercial, manufacturing and warehouse facilities.

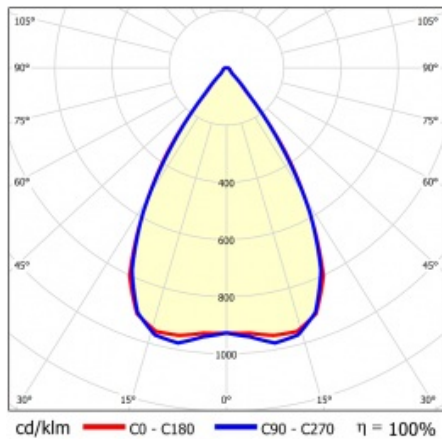
LINEA S LED 1176MM 4000LM 840 IP40 SN (26W)

DETAILED CARD

TECHNICAL PARAMETERS TABLE

| | | | |
|-----------------------------------|---------------|------------------------------|---|
| Index: | 857324 | Material of the body: | coated sheet steel |
| EAN: | 5905963857324 | Colour of the body: | RAL9010 |
| Light source: | LED | Dimensions (H/W/T/S) [mm]: | 1176/53/26 |
| Rated power of the luminaire [W]: | 26 | Ingress protection: | IP40 |
| Luminous flux [lm]: | 4000 | Mounting version: | surface, suspended |
| AC voltage range [V]: | 198-264 | Working temperature [°C]: | from -20 to +35 |
| Frequency [Hz]: | 50-60 | Number on the palette [pcs]: | 100 |
| Luminous efficacy [lm/W]: | 160 | Net weight [kg]: | 1.500 |
| Energy efficiency class: | B | Supply voltage [V]: | 220-240 |
| Electrical protection class: | I | Surge protection [kV]: | 1 |
| Colour temperature [K]: | 4000 | Diffuser type: | lenticular panel |
| Colour rendering index: | >80 | Impact resistance: | IK03 |
| SDCM: | ≤ 3 | UGR (4H8H): | 19.9 |
| LED lifespan L70B50 [h]: | 150000 | Warranty [years]: | 5 |
| LED lifespan L80B20 [h]: | 100000 | CE certificate: | 172/2023 |
| LED lifespan L90B10 [h]: | 45000 | ENEC Certificate: | 0331/ENEC/23 |
| Beam angle [°]: | 65 | HACCP: | 852/2004 |
| Light distribution type: | SN | Manual: | Download PDF |
| Diffuser material: | PC | Photobiological safety: | Risk Group 1 (no photobiological hazard under normal behavioral limitation) |

LIGHT CURVES



LINEA S LED 1176MM 4000LM 840 IP40 SN (26W)

DETAILED CARD

ACCESSORIES AVAILABLE

| index | Name |
|--------|--|
| 980039 | LINEA S LED masking 1764mm |
| 980060 | LINEA S LED – end cap IP40 push-in |
| 980077 | LINEA S LED hang 3m |
| 980084 | LINEA S LED power set 5P |
| 980930 | LINEA S LED PVC bezel 1176mm |
| 981159 | LINEA S LED - PVC grille 1764mm |
| 981388 | LINEA S LED power set 11P |
| 981166 | LINEA S LED – end cap IP40 for screws |
| 981258 | LINEA S LED 588mm universal module 4P |
| 980947 | LINEA S LED metal grille 1176mm |
| 980985 | LINEA S LED metal grille 588mm |
| 980992 | LINEA S LED - PVC grille 588mm |
| 981173 | LINEA S LED hang 1.5m |
| 980954 | Linea S LED surface mount bracket |
| 981418 | LINEA S LED pendant sm 1.5 |
| 981425 | LINEA S LED chain pendant |
| 980978 | Linea S LED power set 7P |
| 980961 | LINEA S LED pendant sm 3m |
| 981401 | LINEA S LED IP40 connection bezel |
| 981715 | LINEA S LED 1176mm module IoT BT HTR PIR DIMM 8(12)m |
| 981906 | LINEA S LED 588mm module IoT BT HTR PIR DIMM 12(15)m |
| 981227 | LINEA S LED 588mm AW DOT CS 2W 1h NM AT |
| 981234 | LINEA S LED 588mm AW DOT CSC 2W 1h NM AT |
| 981241 | LINEA S LED 588mm AW DOT CSO 2W 1h NM AT |
| 981265 | LINEA S LED 588mm - 1xEXPO ADJUST 2050lm zoom 22-55st. WHITE 840 20W |
| 981272 | LINEA S LED 588mm - 1xEXPO ADJUST 2050lm DALI zoom 22-55st. WHITE 840 20W |
| 981289 | LINEA S LED 1176mm - 2xEXPO ADJUST 2050lm zoom 22-55st. WHITE 840 20W |
| 981296 | LINEA S LED 1176mm - 2xEXPO ADJUST 2050lm DALI zoom 22-55st. WHITE 840 20W |



LINEA S LED 1176MM 4000LM 840 IP40 SN (26W)

DETAILED CARD

LINEA S LED masking
1764mm (980039)



LINEA S LED – end cap IP40 push-in (980060)



LINEA S LED power set 5P (980084)



LINEA S LED PVC bezel
1176mm (980930)



LINEA S LED - PVC grille
1764mm (981159)



LINEA S LED power set 11P (981388)



LINEA S LED metal grille
1176mm (980947)



LINEA S LED metal grille
588mm (980985)



LINEA S LED - PVC grille
588mm (980992)



LINEA S LED hang 1.5m (981173)



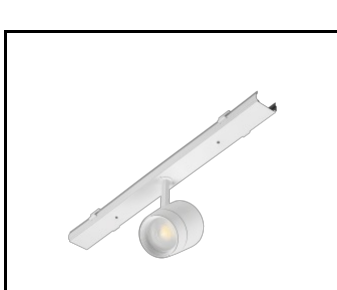
Linea S LED surface mount
bracket (980954)



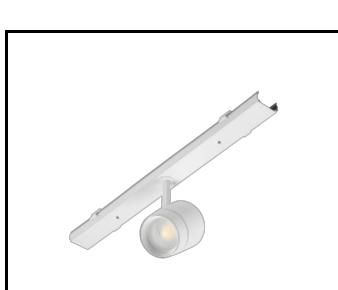
LINEA S LED chain pendant (981425)




Linea S LED power set 7P (980978)




LINEA S LED 588mm AW DOT CS 2W
1h NM AT (981227)



LINEA S LED 588mm AW DOT CSC
2W 1h NM AT (981234)



LINEA S LED 588mm AW DOT CSO
2W 1h NM AT (981241)



LINEA S LED 588mm - 1xEXPO
ADJUST 2050lm zoom 22-55st. WHITE
840 20W (981265)



LINEA S LED 588mm - 1xEXPO
ADJUST 2050lm DALI zoom 22-
55st.WHITE 840 20W (981272)



LINEA S LED 1176mm - 2xEXPO
ADJUST 2050lm zoom 22-55st. WHITE
840 20W (981289)



LINEA S LED 1176mm - 2xEXPO
ADJUST 2050lm DALI zoom 22-55st.
WHITE 840 20W (981296)



LINEA S LED 1176MM 4000LM 840 IP40 SN (26W)

DETAILED CARD

Card creation date: 25 July 2024

The company reserves the right to make design changes or upgrades in the presented product. Product data sheet does not constitute an offer. * Parameter tolerance is +/- 10%



This product is a subject to electric and electronic waste equipment regulations (WEEE).



Certificate CE - Nr: 172/2023



Lena Lighting S.A.
ul. Kórnicka 52, 63-000 Środa Wielkopolska
tel. +48 61 28 60 333 (Pn-Pt, 8-16), e-mail: hello@lenalighting.pl, www.lenalighting.pl