

# LINEA S LED SINGLE 588MM 4900LM LS1 840 IP40 SW DALI (33W)

DETAILED CARD



## TECHNICAL PARAMETERS

Index:	759826
Ingress protection:	IP40
Impact resistance:	IK03
Luminous flux [lm]*:	4900
Colour temperature [K]:	4000
Energy efficiency class:	C
Material of the body:	galvanized coated steel
Colour of the body:	RAL9010
Diffuser material:	PC
Diffuser type:	matrix led

## CHARACTERISTICS

Linea S LED Single IP40 is a surface-mounted and pendant version of a single lamp in LED technology created on the basis of the LINEA S LED light line, from which it draws the latest technologies used in industrial lighting. The design used makes it possible to replace light modules and power supplies. The body, made of coated steel, provides the lamp with strength and robustness, while the narrow side profile allows installation in hard-to-reach places. Diodes from a renowned manufacturer and new LED modules contribute to the very high luminous efficacy. Versions with through-wiring available.

### Attention!

The suspension should be selected separately, as an accessory, depending on the intended installation method.  
Each fixture includes 2 surface-mounted brackets with a triangular element for installing the selected pendant.  
Surface mounting does not require the selection of mounting accessories.

## APPLICATION

A versatile LED lamp for indoor use, particularly suitable for lighting large-scale commercial, manufacturing and warehouse facilities. A lamp for use in both new applications and replacing traditional T8 and T5 luminaires with energy-efficient LED solutions.

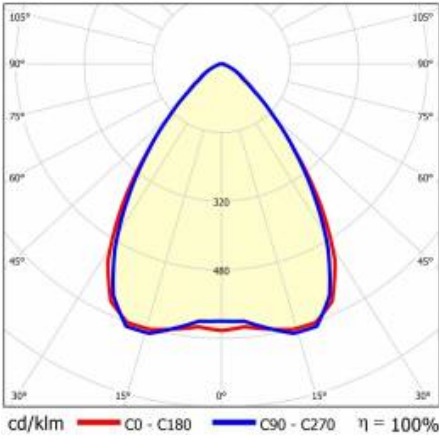
# LINEA S LED SINGLE 588MM 4900LM LS1 840 IP40 SW DALI (33W)

DETAILED CARD

## TECHNICAL PARAMETERS TABLE


Index:	759826	Colour of the body:	RAL9010
EAN:	5905963759826	Dimensions (H/W/T/S) [mm]:	588/60/50
Light source:	LED	Impact resistance:	IK03
Rated power of the luminaire [W]:	33	Ingress protection:	IP40
Supply voltage [V]:	220-240	Mounting version:	surface, suspended
Frequency [Hz]:	50-60	DIMM DALI:	yes
Luminous flux [lm]:	4900	Number on the palette [pcs]:	192
Luminous efficacy [lm/W]:	148	Net weight [kg]:	1.100
Energy efficiency class:	C	AC voltage range [V]:	198-264
Electrical protection class:	I	DC voltage range [V]:	176-280
Colour temperature [K]:	4000	Working temperature [°C]:	from -20 to +35
Colour rendering index:	80	Light distribution type:	SW
LED lifespan L70B50 [h]:	150000	Photobiological safety:	Risk Group 1 (no photobiological hazard under normal behavioral limitation)
LED lifespan L80B20 [h]:	100000	Warranty [years]:	5
LED lifespan L90B10 [h]:	45000	CE certificate:	<a href="#">57/2024</a>
Beam angle [°]:	80	ENEC Certificate:	<a href="#">0331/ENEC/23</a>
Surge protection [kV]:	1	HACCP:	<a href="#">852/2004</a>
Diffuser material:	PC	Manual:	<a href="#">Download PDF</a>
Diffuser type:	matrix led	Plik LDT:	<a href="#">Download</a>
Material of the body:	galvanized coated steel		


## LIGHT CURVES



Card creation date: 01 August 2024

The company reserves the right to make design changes or upgrades in the presented product. Product data sheet does not constitute an offer. \* Parameter tolerance is +/- 10%

 This product is a subject to electric and electronic waste equipment regulations (WEEE).

 Certificate CE - Nr: 57/2024



Lena Lighting S.A.  
ul. Kórnicka 52, 63-000 Środa Wielkopolska  
tel. +48 61 28 60 333 (Pn-Pt, 8-16), e-mail: [hello@lenalighting.pl](mailto:hello@lenalighting.pl), [www.lenalighting.pl](http://www.lenalighting.pl)