

# TERRA 3 LED Z 595X595MM X2 4100LM 830 DALI WHITE GLOSS (29W)

DETAILED CARD



## TECHNICAL PARAMETERS

<b>Index:</b>	441189
<b>Rated power of the luminaire [W]*:</b>	29
<b>Luminous flux [lm]*:</b>	4100
<b>Colour temperature [K]:</b>	3000
<b>Color rendering index (Ra) &gt;:</b>	80
<b>Material of the body:</b>	powder coated steel
<b>Colour of the body:</b>	white gloss
<b>Dimensions (H/W/T/S) [mm]:</b>	595/595/38
<b>Mounting version:</b>	suspended
<b>Energy efficiency class:</b>	D

## CHARACTERISTICS

A luminaire equipped with energy-efficient LED modules characterised by high luminous flux. The low side profile provides an aesthetically pleasing, timeless appearance. Robust, compact construction. Made of powder-coated steel sheet. Patented high-performance HE reflector guarantees high efficiency while effectively eliminating glare.

## APPLICATION

The versatile luminaire is designed for indoor use in offices or general utility rooms. Its high luminous parameters make it suitable as the main source of light and conducive to work requiring visual focus. The luminaire is suitable for both new applications and the replacement of traditional fluorescent lamps with energy-efficient LED solutions.

# TERRA 3 LED Z 595X595MM X2 4100LM 830 DALI WHITE GLOSS (29W)

DETAILED CARD

## TECHNICAL PARAMETERS TABLE

<b>Index:</b>	441189	<b>Colour of the body:</b>	white gloss
<b>EAN:</b>	5905963441189	<b>Dimensions (H/W/T/S) [mm]:</b>	595/595/38
<b>Light source:</b>	LED	<b>Mounting version:</b>	suspended
<b>Rated power of the luminaire [W]:</b>	29	<b>DIMM DALI:</b>	yes
<b>Luminous flux [lm]:</b>	4100	<b>Number on the palette [pcs]:</b>	40
<b>Luminous efficacy [lm/W]:</b>	141	<b>Net weight [kg]:</b>	4.200
<b>Ingress protection:</b>	IP20	<b>Category type:</b>	troffers
<b>Energy efficiency class:</b>	D	<b>Version:</b>	2x1
<b>Electrical protection class:</b>	II	<b>Mounting dimensions [mm]:</b>	160
<b>Colour temperature [K]:</b>	3000	<b>Light distribution type:</b>	symmetric
<b>Color rendering index (Ra) &gt;:</b>	80	<b>Working temperature [°C]:</b>	from -20 to +35
<b>Beam angle [°]:</b>	60	<b>LED lifespan L70B50 [h]:</b>	150000
<b>Diffuser material:</b>	PC	<b>LED lifespan L80B10 [h]:</b>	100000
<b>Diffuser type:</b>	matrix led	<b>LED lifespan L90B10 [h]:</b>	50000
<b>Diffuser colour:</b>	transparent	<b>Warranty [years]:</b>	5
<b>Optics material:</b>	PC	<b>CE certificate:</b>	<a href="#">62/2025</a>
<b>Optics:</b>	lens	<b>Manual:</b>	<a href="#">Download PDF</a>
<b>Material of the body:</b>	powder coated steel	<b>Plik LDT:</b>	<a href="#">Download</a>

## LIGHT CURVES

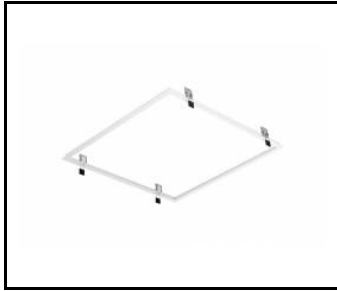


# TERRA 3 LED Z 595X595MM X2 4100LM 830 DALI WHITE GLOSS (29W)


DETAILED CARD

## ACCESSORIES AVAILABLE


index	Name
374845	Frame adapter KG 635x635 WHITE
998966	Frame steel white structure RAL9016 600x600 SM "well effect"
998973	Frame steel white gloss RAL9016 600x600 SM "well effect"



Frame adapter KG 635x635  
WHITE (374845)



Frame steel white structure RAL9016  
600x600 SM "well effect" (998966)



Frame steel white gloss RAL9016  
600x600 SM "well effect" (998973)

Card creation date: 27 October 2025

The company reserves the right to make design changes or upgrades in the presented product. Product data sheet does not constitute an offer. \* Parameter tolerance is +/- 10%

 This product is a subject to electric and electronic waste equipment regulations (WEEE).

 Certificate CE - Nr: 62/2025