

# TERRA 3 LED Z 595X300MM X2 4100LM 830 WHITE MAT (35W)

DETAILED CARD



## TECHNICAL PARAMETERS

<b>Index:</b>	440748
<b>Rated power of the luminaire [W]*:</b>	35
<b>Luminous flux [lm]*:</b>	4100
<b>Colour temperature [K]:</b>	3000
<b>Colour rendering index:</b>	>80
<b>Material of the body:</b>	powder coated steel
<b>Colour of the body:</b>	white mat
<b>Dimensions (H/W/T/S) [mm]:</b>	595/300/38
<b>Mounting version:</b>	suspended
<b>Energy efficiency class:</b>	D

## CHARACTERISTICS

A luminaire equipped with energy-efficient LED modules characterised by high luminous flux. The low side profile provides an aesthetically pleasing, timeless appearance. Robust, compact construction. Made of powder-coated steel sheet. Patented high-performance HE reflector guarantees high efficiency while effectively eliminating glare.

Available mounting versions: surface mounted, flush mounted in modular ceilings or pendant. The surface-mounted version features solutions for fast and safe installation.

UGR < 19

The Unified Glare Rating is an indicator that characterises glare. The lower the Unified Glare Rating (UGR), the lower the glare. In the case of lamps for office spaces, UGR<19 values translate into, among other things, greater working comfort, reduction of errors and fatigue. The UGR value also depends on a number of factors that characterise the room and the location of the observer. Dedicated computer programmes, among others, are used to precisely determine the degree of glare for specific conditions.

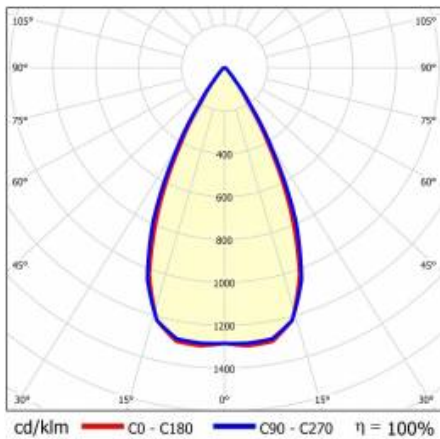
## APPLICATION

The versatile luminaire is designed for indoor use in offices or general utility rooms. Its high luminous parameters make it suitable as the main source of light and conducive to work requiring visual focus. The luminaire is suitable for both new applications and the replacement of traditional fluorescent lamps with energy-efficient LED solutions.

## TECHNICAL PARAMETERS TABLE


Rated power of the luminaire [W]:	35	Diffuser type:	matrix led
Index:	440748	Diffuser colour:	transparent
Colour temperature [K]:	3000	Optics material:	PC
EAN:	5905963440748	Optics:	lens
Luminous flux [lm]:	4100	Material of the body:	powder coated steel
Light source:	LED	Number on the palette [pcs]:	60
Colour of the body:	white mat	Net weight [kg]:	3.400
Luminous efficacy [lm/W]:	118	Category type:	louvres
Version:	2x1	Mounting dimensions [mm]:	350/60
Ingress protection:	IP20	Light distribution type:	symmetric
Mounting version:	suspended	Working temperature [°C]:	from -20 to +35
Energy efficiency class:	D	LED lifespan L70B50 [h]:	156000
Dimensions (H/W/T/S) [mm]:	595/300/38	LED lifespan L80B20 [h]:	98000
Electrical protection class:	II	LED lifespan L90B10 [h]:	47000
Colour rendering index:	>80	Warranty [years]:	5
Beam angle [°]:	60	CE certificate:	<a href="#">23/2024</a>
Diffuser material:	PC	Manual:	<a href="#">Download PDF</a>

## LIGHT CURVES




## ACCESSORIES AVAILABLE

index	Name
999543	Plasterboard recessing kit 630x630 white (steel version)
374845	Frame adapter KG 635x635 WHITE
998966	Frame steel white structure RAL9016 600x600 SM "well effect"



Plasterboard recessing kit 630x630 white (steel version) (999543)



Frame steel white structure RAL9016 600x600 SM "well effect" (998966)

Card creation date: 19 June 2024

The company reserves the right to make design changes or upgrades in the presented product. Product data sheet does not constitute an offer. \* Parameter tolerance is +/- 10%



This product is a subject to electric and electronic waste equipment regulations (WEEE).



Certificate CE - Nr: 23/2024