

TERRA 3 LED Z 1195X230MM X2 2100LM 830 WHITE MAT (16W)

DETAILED CARD



TECHNICAL PARAMETERS

| | |
|------------------------------------|---------------------|
| Index: | 441585 |
| Rated power of the luminaire [W]*: | 16 |
| Luminous flux [lm]*: | 2100 |
| Colour temperature [K]: | 3000 |
| Colour rendering index: | >80 |
| Material of the body: | powder coated steel |
| Colour of the body: | white mat |
| Dimensions (H/W/T/S) [mm]: | 1195/230/38 |
| Mounting version: | suspended |
| Energy efficiency class: | D |

CHARACTERISTICS

A luminaire equipped with energy-efficient LED modules characterised by high luminous flux. The low side profile provides an aesthetically pleasing, timeless appearance. Robust, compact construction. Made of powder-coated steel sheet. Patented high-performance HE reflector guarantees high efficiency while effectively eliminating glare.

APPLICATION

The versatile luminaire is designed for indoor use in offices or general utility rooms. Its high luminous parameters make it suitable as the main source of light and conducive to work requiring visual focus. The luminaire is suitable for both new applications and the replacement of traditional fluorescent lamps with energy-efficient LED solutions.

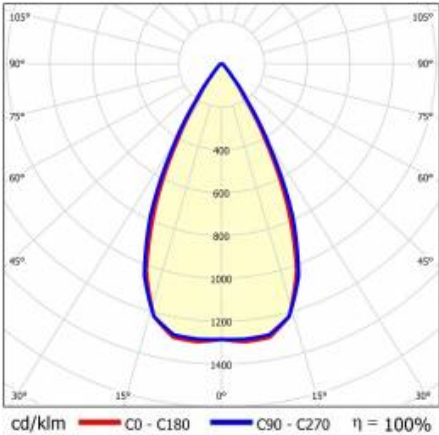
TERRA 3 LED Z 1195X230MM X2 2100LM 830 WHITE MAT (16W)

DETAILED CARD

TECHNICAL PARAMETERS TABLE

| | | | |
|-----------------------------------|---------------|------------------------------|------------------------------|
| Index: | 441585 | Optics: | lens |
| EAN: | 5905963441585 | Material of the body: | powder coated steel |
| Light source: | LED | Colour of the body: | white mat |
| Rated power of the luminaire [W]: | 16 | Dimensions (H/W/T/S) [mm]: | 1195/230/38 |
| Luminous flux [lm]: | 2100 | Mounting version: | suspended |
| Luminous efficacy [lm/W]: | 132 | Number on the palette [pcs]: | 45 |
| Ingress protection: | IP20 | Net weight [kg]: | 4.400 |
| Energy efficiency class: | D | Category type: | louvres |
| Electrical protection class: | II | Version: | 2x1 |
| Colour temperature [K]: | 3000 | Mounting dimensions [mm]: | 600/60 |
| Colour rendering index: | >80 | Light distribution type: | symmetric |
| Beam angle [°]: | 60 | Warranty [years]: | 5 |
| Diffuser material: | PC | CE certificate: | 23/2024 |
| Diffuser type: | matrix led | Manual: | Download PDF |
| Diffuser colour: | transparent | Working temperature [°C]: | from -20 to +35 |
| Optics material: | PC | | |

LIGHT CURVES

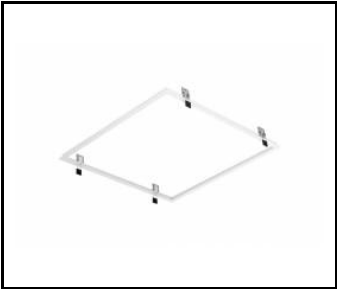


TERRA 3 LED Z 1195X230MM X2 2100LM 830 WHITE MAT (16W)

DETAILED CARD

ACCESSORIES AVAILABLE

| index | Name |
|--------|--|
| 999543 | Plasterboard recessing kit 630x630 white |




Plasterboard recessing kit 630x630 white (999543)

Card creation date:19 February 2024

The company reserves the right to make design changes or upgrades in the presented product. Product data sheet does not constitute an offer. * Parameter tolerance is +/- 10%

 This product is a subject to electric andelectronic waste equipment regulations (WEEE).

 Certificate CE - Nr: 23/2024



Lena Lighting S.A.
ul. Kórnicka 52, 63-000 Środa Wielkopolska
tel. +48 61 28 60 333 (Pn-Pt, 8-16), e-mail: hello@lenalighting.pl, www.lenalighting.pl