


# CONTRA PLUS LED 1195X295MM MULTI 3600-5500LM 840/830 IP40/IP20 II CL. PRM PMMA 26-39W

DETAILED CARD



## TECHNICAL PARAMETERS

<b>Index:</b>	374784
<b>Rated power [W] - range:</b>	26-39
<b>Luminous flux of the luminaire [lm] - range:</b>	3600-5500
<b>Colour temperature [K] - range:</b>	4000/3000
<b>Ingress protection:</b>	IP40/IP20
<b>Impact resistance:</b>	IK03
<b>Colour rendering index:</b>	>80
<b>Energy efficiency class:</b>	C
<b>Material of the body:</b>	coated aluminium
<b>Diffuser material:</b>	PMMA

## CHARACTERISTICS

Contra Plus LED versatile LED panel characterised by its low, slim profile and elegant design. Adapted for flush-mounted installation in modular ceilings, surface-mounted or suspended using an additional frame (available as an accessory). Luminaire with integrated energy-saving LED module, made of white painted aluminium profile, equipped with structured multi-layer PMMA MAT or PRM shade for perfect light diffusion. MULTI version. Choose from 2 light colours (3000K and 4000K) and 8 brightness levels in one LED panel thanks to the built-in switch.

## APPLICATION

The luminaire is intended for indoor use in office (offices, conference rooms) or representative use (hotels, restaurants); illumination of public facilities, including hospitals, educational facilities, offices, halls, garages, passageways, warehouses, shops, as well as in the food industry and food-related retail and service facilities. The unique design and excellent light performance enable CONTRA PLUS LED to be used as the main source of light, also for work that requires visual focus. The lamp is suitable for both new applications and the replacement of traditional T8 and T5 luminaires with energy-efficient LED solutions.

# CONTRA PLUS LED 1195X295MM MULTI 3600-5500LM 840/830 IP40/IP20 II CL. PRM PMMA 26-39W

DETAILED CARD

## TECHNICAL PARAMETERS TABLE

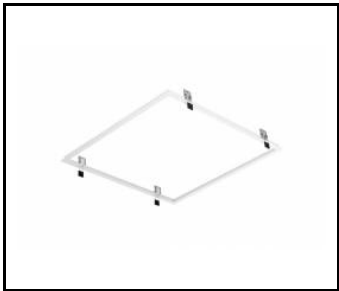
Index:	374784	UGR (4H8H):	<19
EAN:	5905963374784	Dimensions (H/W/T/S) [mm]:	1195/295/39
Light source:	LED	Impact resistance:	IK03
Rated power [W] - range:	26-39	Ingress protection:	IP40/IP20
Luminous flux of the luminaire [lm] - range:	3600-5500	Mounting version:	recessed. surface-mounted with accessory, suspended with accessories
Colour temperature [K] - range:	4000/3000	Working temperature [°C]:	from 0 to +35
Supply voltage [V]:	220-240	Dimensions of single box [mm]:	1260
Frequency [Hz]:	50-60	Number on the palette [pcs]:	50
Luminous efficacy [lm/W]:	138	Net weight [kg]:	1.200
Energy efficiency class:	C	Category type:	louvres
Electrical protection class:	II	LED lifespan L70B50 [h]:	228000
Colour rendering index:	>80	LED lifespan L80B20 [h]:	143000
SDCM:	≤ 2 (4000K), SDCM ≤ 1 (3000K)	LED lifespan L90B10 [h]:	68000
Surge protection [kV]:	1	Additional accessories:	surface frame, suspension system
Diffuser material:	PMMA	Warranty [years]:	5
Diffuser type:	PRM	CE certificate:	<a href="#">27/2025</a>
Diffuser colour:	transparent	Manual:	<a href="#">Download PDF</a>
Material of the body:	coated aluminium	Photobiological safety:	RG0 - exempt (no photobiological hazard)
Colour of the body:	white	Plik LDT:	<a href="#">Download</a>

# CONTRA PLUS LED 1195X295MM MULTI 3600-5500LM 840/830 IP40/IP20 II CL. PRM PMMA 26-39W

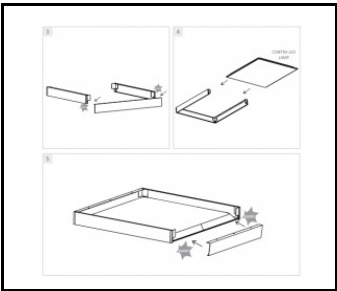
DETAILED CARD

## ACCESSORIES AVAILABLE

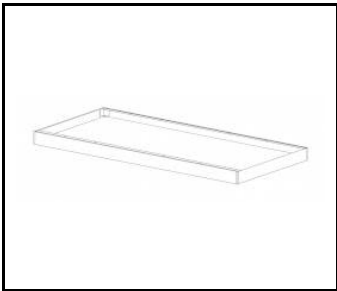
index	Name
999543	Plasterboard recessing kit 630x630 white (steel version)
374715	CONTRA LED surface-mounted frame CLICK 600x600x65mm
374708	CONTRA LED surface-mounted frame CLICK 1200x300x65mm
374692	CONTRA LED suspension system 1200x300
374685	CONTRA LED suspension system 600x600
374838	CONTRA LED MOUNTING CLIPS IN KG (4PCS)
374845	Frame adapter KG 635x635 WHITE
374852	Frame adapter KG 1235x335 WHITE
998966	Frame steel white structure RAL9016 600x600 SM "well effect"
374722	CONTRA LED suspension system 600x600 DALI
374739	CONTRA LED - suspension system 1200x300 DALI




Plasterboard recessing kit 630x630 white (steel version) (999543)




CONTRA LED surface-mounted frame CLICK 600x600x65mm (374715)



CONTRA LED surface-mounted frame CLICK 1200x300x65mm (374708)



CONTRA LED suspension system 1200x300 (374692)



Frame steel white structure RAL9016 600x600 SM "well effect" (998966)

Card creation date:18 July 2025

The company reserves the right to make design changes or upgrades in the presented product. Product data sheet does not constitute an offer. \* Parameter tolerance is +/- 10%

 This product is a subject to electric and electronic waste equipment regulations (WEEE).

 Certificate CE - Nr: 27/2025