

# LINEA S LED HE 1764MM 7500LM 840 IP40 46X117D (48W)

DETAILED CARD



## TECHNICAL PARAMETERS

|                                    |                    |
|------------------------------------|--------------------|
| Index:                             | 980169             |
| Rated power of the luminaire [W]*: | 48                 |
| Luminous flux [lm]*:               | 7500               |
| Frequency [Hz]:                    | 50-60              |
| Energy efficiency class:           | C                  |
| Electrical protection class:       | I                  |
| Colour temperature [K]:            | 4000               |
| Ingress protection:                | IP40               |
| Mounting version:                  | surface, suspended |

## CHARACTERISTICS

LINEA S LED is a surface-mounted and suspended light line system, representing a new generation of lamps dedicated to LED technology. The innovative connection system and loop-through cabling enables lamps to be quickly connected to form a light line and allows flexible replacement of light modules to suit current needs. The design used allows for easy assembly and power connection. The steel body, designed from the ground up, ensures the lamp's strength and robustness, while the narrow side profile allows installation in hard-to-reach areas. Diodes from a renowned manufacturer and new LED modules contribute to the very high luminous efficiency.

## APPLICATION

A versatile LED lamp for indoor use, particularly suitable for lighting large-scale commercial, manufacturing and warehouse facilities.

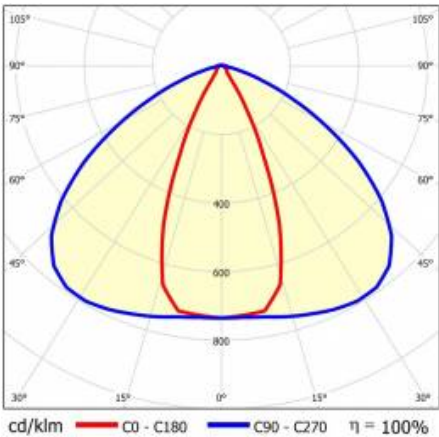
# LINEA S LED HE 1764MM 7500LM 840 IP40 46X117D (48W)

DETAILED CARD

## TECHNICAL PARAMETERS TABLE

|                                   |               |                                |   |
|-----------------------------------|---------------|--------------------------------|---|
| Index:                            | 980169        | Material of the body:          | Steel   |
| EAN:                              | 5905963980169 | Colour of the body:            | white   |
| Rated power of the luminaire [W]: | 48            | Dimensions (H/W/T/S) [mm]:     | 1764/53/26  |
| Luminous flux [lm]:               | 7500          | Ingress protection:            | IP40  |
| AC voltage range [V]:             | 220-240       | Mounting version:              | surface, suspended  |
| Frequency [Hz]:                   | 50-60         | Working temperature [°C]:      | from -20 to +35   |
| Luminous efficacy [lm/W]:         | 156           | Cable length [m]:              | 0.30  |
| Energy efficiency class:          | C             | Dimensions of single box [mm]: | 1764/67/50  |
| Electrical protection class:      | I             | Number on the palette [pcs]:   | 104   |
| Colour temperature [K]:           | 4000          | Net weight [kg]:               | 1.900   |
| Colour rendering index:           | 80            | Diffuser type:                 | lenticular panel  |
| SDCM:                             | ≤ 3           | Warranty [years]:              | 5   |
| LED lifespan L70B50 [h]:          | 196000        | CE certificate:                | <a href="#">46/2025</a>   |
| LED lifespan L80B20 [h]:          | 123000        | ENEC Certificate:              | <a href="#">0331/ENEC/23</a>  |
| LED lifespan L90B10 [h]:          | 60000         | HACCP:                         | <a href="#">852/2004</a>  |
| Beam angle [°]:                   | 46x117        | Manual:                        | <a href="#">Download PDF</a>  |
| Light distribution type:          | corridor      | Photobiological safety:        | Risk Group 1 (no photobiological hazard under normal behavioral limitation) |
| Diffuser material:                | PC            | Plik LDT:                      | <a href="#">Download</a>  |

## LIGHT CURVES




# LINEA S LED HE 1764MM 7500LM 840 IP40 46X117D (48W)

DETAILED CARD

## ACCESSORIES AVAILABLE

| index  | Name   |
|--------|--|
| 980039 | LINEA S LED masking 1764mm   |
| 980060 | LINEA S LED – end cap IP40 push-in   |
| 980077 | LINEA S LED hang 3m  |
| 980084 | LINEA S LED power set 5P   |
| 980930 | LINEA S LED PVC bezel 1176mm   |
| 981159 | LINEA S LED - PVC grille 1764mm  |
| 981388 | LINEA S LED power set 11P  |
| 981166 | LINEA S LED – end cap IP40 for screws                                      |
| 981258 | LINEA S LED 588mm universal module 4P                                      |
| 980947 | LINEA S LED metal grille 1176mm  |
| 980985 | LINEA S LED metal grille 588mm   |
| 980992 | LINEA S LED - PVC grille 588mm   |
| 981173 | LINEA S LED hang 1.5m  |
| 980954 | Linea S LED surface mount bracket  |
| 981418 | LINEA S LED pendant sm 1.5   |
| 981425 | LINEA S LED chain pendant  |
| 980978 | Linea S LED power set 7P   |
| 980961 | LINEA S LED pendant sm 3m  |
| 981401 | LINEA S LED IP40 connection bezel  |
| 981715 | LINEA S LED 1176mm module IoT BT HTR PIR DIMM 8(12)m                       |
| 981906 | LINEA S LED 588mm module IoT BT HTR PIR DIMM 12(15)m                       |
| 981227 | LINEA S LED 588mm AW DOT CS 2W 1h NM AT                                    |
| 981234 | LINEA S LED 588mm AW DOT CSC 2W 1h NM AT                                   |
| 981241 | LINEA S LED 588mm AW DOT CSO 2W 1h NM AT                                   |
| 981265 | LINEA S LED 588mm - 1xEXPO ADJUST 2050lm zoom 22-55st. WHITE 840 20W       |
| 981272 | LINEA S LED 588mm - 1xEXPO ADJUST 2050lm DALI zoom 22-55st.WHITE 840 20W   |
| 981289 | LINEA S LED 1176mm - 2xEXPO ADJUST 2050lm zoom 22-55st. WHITE 840 20W      |
| 981296 | LINEA S LED 1176mm - 2xEXPO ADJUST 2050lm DALI zoom 22-55st. WHITE 840 20W |



# LINEA S LED HE 1764MM 7500LM 840 IP40 46X117D (48W)

## DETAILED CARD

LINEA S LED masking  
1764mm (980039)



LINEA S LED – end cap IP40 push-in (980060)



LINEA S LED power set 5P (980084)



LINEA S LED PVC bezel  
1176mm (980930)



LINEA S LED - PVC grille  
1764mm (981159)



LINEA S LED power set 11P (981388)



LINEA S LED metal grille  
1176mm (980947)



LINEA S LED metal grille  
588mm (980985)



LINEA S LED - PVC grille  
588mm (980992)



LINEA S LED hang 1.5m (981173)



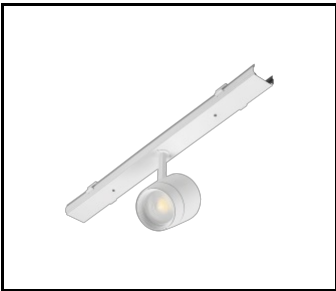
Linea S LED surface mount  
bracket (980954)



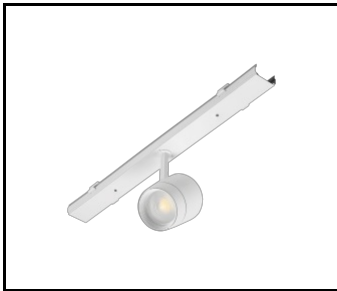
LINEA S LED chain pendant (981425)




Linea S LED power set 7P (980978)




LINEA S LED 588mm AW DOT CS 2W  
1h NM AT (981227)



LINEA S LED 588mm AW DOT CSC  
2W 1h NM AT (981234)



LINEA S LED 588mm AW DOT CSO  
2W 1h NM AT (981241)



LINEA S LED 588mm - 1xEXPO  
ADJUST 2050lm zoom 22-55st. WHITE  
840 20W (981265)



LINEA S LED 588mm - 1xEXPO  
ADJUST 2050lm DALI zoom 22-  
55st.WHITE 840 20W (981272)



LINEA S LED 1176mm - 2xEXPO  
ADJUST 2050lm zoom 22-55st. WHITE  
840 20W (981289)



LINEA S LED 1176mm - 2xEXPO  
ADJUST 2050lm DALI zoom 22-55st.  
WHITE 840 20W (981296)



# LINEA S LED HE 1764MM 7500LM 840 IP40 46X117D (48W)

DETAILED CARD

Card creation date: 02 July 2025  
The company reserves the right to make design changes or upgrades in the presented product. Product data sheet does not constitute an offer. \* Parameter tolerance is +/- 10%

 This product is a subject to electric and electronic waste equipment regulations (WEEE).

 Certificate CE - Nr: 46/2025



Lena Lighting S.A.  
ul. Kórnicka 52, 63-000 Środa Wielkopolska  
tel. +48 61 28 60 333 (Pn-Pt, 8-16), e-mail: hello@lenalighting.pl, www.lenalighting.pl