

LINEA S LED HE 1176MM 14400LM 840 IP40 105D DALI (94W)

DETAILED CARD



TECHNICAL PARAMETERS

| | |
|---|--------------------|
| Index: | 981111 |
| Rated power of the luminaire [W]*: | 94 |
| Luminous flux [lm]*: | 14400 |
| Frequency [Hz]: | 50-60 |
| Energy efficiency class: | C |
| Electrical protection class: | I |
| Colour temperature [K]: | 4000 |
| Ingress protection: | IP40 |
| Mounting version: | surface, suspended |

CHARACTERISTICS

LINEA S LED is a surface-mounted and suspended light line system, representing a new generation of lamps dedicated to LED technology. The innovative connection system and loop-through cabling enables lamps to be quickly connected to form a light line and allows flexible replacement of light modules to suit current needs. The design used allows for easy assembly and power connection. The steel body, designed from the ground up, ensures the lamp's strength and robustness, while the narrow side profile allows installation in hard-to-reach areas. Diodes from a renowned manufacturer and new LED modules contribute to the very high luminous efficiency.

APPLICATION

A versatile LED lamp for indoor use, particularly suitable for lighting large-scale commercial, manufacturing and warehouse facilities.

LINEA S LED HE 1176MM 14400LM 840 IP40 105D DALI (94W)

DETAILED CARD

TECHNICAL PARAMETERS TABLE

| | | | |
|-----------------------------------|---------------|--|---|
| Index: | 981111 | Dimensions (H/W/T/S) [mm]: | 1176/53/26 |
| EAN: | 5905963981111 | Ingress protection: | IP40 |
| Rated power of the luminaire [W]: | 94 | Mounting version: | surface, suspended |
| Luminous flux [lm]: | 14400 | Working temperature [°C]: | from -20 to +35 |
| AC voltage range [V]: | 220-240 | DIMM DALI: | yes |
| Frequency [Hz]: | 50-60 | Cable length [m]: | 0,30 |
| Luminous efficacy [lm/W]: | 153 | Dimensions of single box [mm]: | 1176/67/50 |
| Energy efficiency class: | C | Number on the palette [pcs]: | 104 |
| Electrical protection class: | I | Net weight [kg]: | 1.500 |
| Colour temperature [K]: | 4000 | Diffuser type: | frozen |
| Color rendering index (Ra) >: | 80 | Photobiological safety: | Risk Group 1 (no photobiological hazard under normal behavioral limitation) |
| SDCM: | 3 | Warranty [years]: | 5 |
| LED lifespan L70B50 [h]: | 196000 | CE certificate: | 46/2025 |
| LED lifespan L80B10 [h]: | 123000 | ENEC Certificate: | 0331/ENEC/23 |
| LED lifespan L90B10 [h]: | 60000 | HACCP: | 852/2004 |
| Beam angle [°]: | 105 | Manual: | Download PDF |
| Light distribution type: | symmetric | Environmental Product Declaration (EPD): | 869/2025 |
| Diffuser material: | PC | Mark D: | yes |
| Material of the body: | Steel | ISO Certificates: | 9001:2015, 14001:2015, 45001:2018, 50001:2018 |
| Colour of the body: | white | Plik LDT: | Download |

LIGHT CURVES



LINEA S LED HE 1176MM 14400LM 840 IP40 105D DALI (94W)

DETAILED CARD

ACCESSORIES AVAILABLE

| index | Name |
|--------|--|
| 980039 | LINEA S LED masking 1764mm |
| 980060 | LINEA S LED – end cap IP40 push-in |
| 980077 | LINEA S LED hang 3m |
| 980084 | LINEA S LED power set 5P |
| 980930 | LINEA S LED PVC bezel 1176mm |
| 981159 | LINEA S LED - PVC grille 1764mm |
| 981388 | LINEA S LED power set 11P |
| 981166 | LINEA S LED – end cap IP40 for screws |
| 981258 | LINEA S LED 588mm universal module 4P |
| 980947 | LINEA S LED metal grille 1176mm |
| 980985 | LINEA S LED metal grille 588mm |
| 980992 | LINEA S LED - PVC grille 588mm |
| 981173 | LINEA S LED hang 1.5m |
| 980954 | Linea S LED surface mount bracket |
| 981418 | LINEA S LED pendant sm 1.5 |
| 981425 | LINEA S LED chain pendant |
| 980978 | Linea S LED power set 7P |
| 980961 | LINEA S LED pendant sm 3m |
| 981401 | LINEA S LED IP40 connection bezel |
| 981715 | LINEA S LED 1176mm module IoT BT HTR PIR DIMM 8(12)m |
| 981906 | LINEA S LED 588mm module IoT BT HTR PIR DIMM 12(15)m |
| 981227 | LINEA S LED 588mm AW DOT CS 2W 1h NM AT |
| 981234 | LINEA S LED 588mm AW DOT CSC 2W 1h NM AT |
| 981241 | LINEA S LED 588mm AW DOT CSO 2W 1h NM AT |
| 981265 | LINEA S LED 588mm - 1xEXPO ADJUST 2050lm zoom 22-55st. WHITE 840 20W |
| 981272 | LINEA S LED 588mm - 1xEXPO ADJUST 2050lm DALI zoom 22-55st. WHITE 840 20W |
| 981289 | LINEA S LED 1176mm - 2xEXPO ADJUST 2050lm zoom 22-55st. WHITE 840 20W |
| 981296 | LINEA S LED 1176mm - 2xEXPO ADJUST 2050lm DALI zoom 22-55st. WHITE 840 20W |



LINEA S LED HE 1176MM 14400LM 840 IP40 105D DALI (94W)

DETAILED CARD

LINEA S LED masking
1764mm (980039)



LINEA S LED – end cap IP40 push-in (980060)



LINEA S LED power set 5P (980084)



LINEA S LED PVC bezel
1176mm (980930)



LINEA S LED - PVC grille
1764mm (981159)



LINEA S LED power set 11P (981388)



LINEA S LED metal grille
1176mm (980947)



LINEA S LED metal grille
588mm (980985)



LINEA S LED - PVC grille
588mm (980992)



LINEA S LED hang 1.5m (981173)



Linea S LED surface mount
bracket (980954)



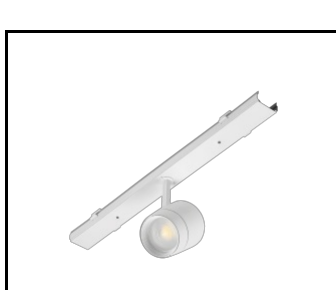
LINEA S LED chain pendant (981425)




Linea S LED power set 7P (980978)




LINEA S LED 588mm AW DOT CS 2W
1h NM AT (981227)



LINEA S LED 588mm AW DOT CSC
2W 1h NM AT (981234)



LINEA S LED 588mm AW DOT CSO
2W 1h NM AT (981241)



LINEA S LED 588mm - 1xEXPO
ADJUST 2050lm zoom 22-55st. WHITE
840 20W (981265)



LINEA S LED 588mm - 1xEXPO
ADJUST 2050lm DALI zoom 22-
55st.WHITE 840 20W (981272)



LINEA S LED 1176mm - 2xEXPO
ADJUST 2050lm zoom 22-55st. WHITE
840 20W (981289)



LINEA S LED 1176mm - 2xEXPO
ADJUST 2050lm DALI zoom 22-55st.
WHITE 840 20W (981296)



LINEA S LED HE 1176MM 14400LM 840 IP40 105D DALI (94W)

DETAILED CARD

Card creation date: 01 April 2026

The company reserves the right to make design changes or upgrades in the presented product. Product data sheet does not constitute an offer. * Parameter tolerance is +/- 10%



This product is a subject to electric and electronic waste equipment regulations (WEEE).



Certificate CE - Nr: 46/2025



Lena Lighting S.A.
ul. Kórnicka 52, 63-000 Środa Wielkopolska
tel. +48 61 28 60 333 (Pn-Pt, 8-16), e-mail: hello@lenalighting.pl, www.lenalighting.pl