

LINEA S LED 1176MM 11500LM 840 IP40 120D DALI (73W)

DETAILED CARD



TECHNICAL PARAMETERS

Index:	980862
Rated power of the luminaire [W]*:	73
Luminous flux [lm]*:	11500
Frequency [Hz]:	50-60
Energy efficiency class:	B
Electrical protection class:	I
Colour temperature [K]:	4000
Ingress protection:	IP40
Mounting version:	surface, suspended

CHARACTERISTICS

LINEA S LED is a surface-mounted and suspended light line system, representing a new generation of lamps dedicated to LED technology. The innovative connection system and loop-through cabling enables lamps to be quickly connected to form a light line and allows flexible replacement of light modules to suit current needs. The design used allows for easy assembly and power connection. The steel body, designed from the ground up, ensures the lamp's strength and robustness, while the narrow side profile allows installation in hard-to-reach areas. Diodes from a renowned manufacturer and new LED modules contribute to the very high luminous efficiency.

APPLICATION

A versatile LED lamp for indoor use, particularly suitable for lighting large-scale commercial, manufacturing and warehouse facilities.

LINEA S LED 1176MM 11500LM 840 IP40 120D DALI (73W)

DETAILED CARD

TECHNICAL PARAMETERS TABLE

Index:	980862	Material of the body:	Steel
EAN:	5905963980862	Colour of the body:	white
Rated power of the luminaire [W]:	73	Dimensions (H/W/T/S) [mm]:	1176/53/26
Luminous flux [lm]:	11500	Ingress protection:	IP40
AC voltage range [V]:	220-240	Mounting version:	surface, suspended
Frequency [Hz]:	50-60	Working temperature [°C]:	from -20 to +35
Luminous efficacy [lm/W]:	158	DIMM DALI:	yes
Energy efficiency class:	B	Cable length [m]:	0.30
Electrical protection class:	I	Dimensions of single box [mm]:	1176/67/50
Colour temperature [K]:	4000	Number on the palette [pcs]:	104
Colour rendering index:	80	Net weight [kg]:	1.500
SDCM:	≤ 3	Diffuser type:	transparent
LED lifespan L70B50 [h]:	196000	Warranty [years]:	5
LED lifespan L80B20 [h]:	123000	CE certificate:	46/2025
LED lifespan L90B10 [h]:	60000	ENEC Certificate:	0331/ENEC/23
Beam angle [°]:	120	HACCP:	852/2004
Light distribution type:	symmetric	Manual:	Download PDF
Diffuser material:	PC	Photobiological safety:	Risk Group 1 (no photobiological hazard under normal behavioral limitation)

LIGHT CURVES



LINEA S LED 1176MM 11500LM 840 IP40 120D DALI (73W)

DETAILED CARD

ACCESSORIES AVAILABLE

index	Name
980039	LINEA S LED masking 1764mm
980060	LINEA S LED – end cap IP40 push-in
980077	LINEA S LED hang 3m
980084	LINEA S LED power set 5P
980930	LINEA S LED PVC bezel 1176mm
981159	LINEA S LED - PVC grille 1764mm
981388	LINEA S LED power set 11P
981166	LINEA S LED – end cap IP40 for screws
981258	LINEA S LED 588mm universal module 4P
980947	LINEA S LED metal grille 1176mm
980985	LINEA S LED metal grille 588mm
980992	LINEA S LED - PVC grille 588mm
981173	LINEA S LED hang 1.5m
980954	Linea S LED surface mount bracket
981418	LINEA S LED pendant sm 1.5
981425	LINEA S LED chain pendant
980978	Linea S LED power set 7P
980961	LINEA S LED pendant sm 3m
981401	LINEA S LED IP40 connection bezel
981715	LINEA S LED 1176mm module IoT BT HTR PIR DIMM 8(12)m
981906	LINEA S LED 588mm module IoT BT HTR PIR DIMM 12(15)m
981227	LINEA S LED 588mm AW DOT CS 2W 1h NM AT
981234	LINEA S LED 588mm AW DOT CSC 2W 1h NM AT
981241	LINEA S LED 588mm AW DOT CSO 2W 1h NM AT
981265	LINEA S LED 588mm - 1xEXPO ADJUST 2050lm zoom 22-55st. WHITE 840 20W
981272	LINEA S LED 588mm - 1xEXPO ADJUST 2050lm DALI zoom 22-55st.WHITE 840 20W
981289	LINEA S LED 1176mm - 2xEXPO ADJUST 2050lm zoom 22-55st. WHITE 840 20W
981296	LINEA S LED 1176mm - 2xEXPO ADJUST 2050lm DALI zoom 22-55st. WHITE 840 20W



LINEA S LED 1176MM 11500LM 840 IP40 120D DALI (73W)

DETAILED CARD

LINEA S LED masking
1764mm (980039)



LINEA S LED – end cap IP40 push-
in (980060)



LINEA S LED power set 5P (980084)



LINEA S LED PVC bezel
1176mm (980930)



LINEA S LED - PVC grille
1764mm (981159)



LINEA S LED power set 11P (981388)



LINEA S LED metal grille
1176mm (980947)



LINEA S LED metal grille
588mm (980985)



LINEA S LED - PVC grille
588mm (980992)



LINEA S LED hang 1.5m (981173)



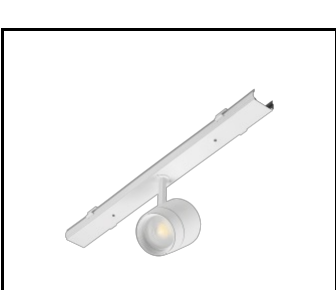
Linea S LED surface mount
bracket (980954)



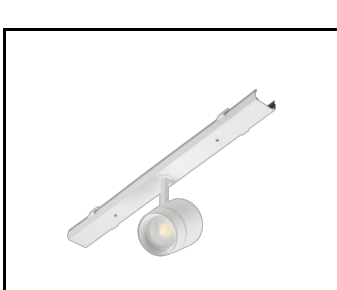
LINEA S LED chain pendant (981425)



Linea S LED power set 7P (980978)




LINEA S LED 588mm AW DOT CS 2W
1h NM AT (981227)



LINEA S LED 588mm AW DOT CSC
2W 1h NM AT (981234)



LINEA S LED 588mm AW DOT CSO
2W 1h NM AT (981241)



LINEA S LED 588mm - 1xEXPO
ADJUST 2050lm zoom 22-55st. WHITE
840 20W (981265)



LINEA S LED 588mm - 1xEXPO
ADJUST 2050lm DALI zoom 22-
55st.WHITE 840 20W (981272)



LINEA S LED 1176mm - 2xEXPO
ADJUST 2050lm zoom 22-55st. WHITE
840 20W (981289)



LINEA S LED 1176mm - 2xEXPO
ADJUST 2050lm DALI zoom 22-55st.
WHITE 840 20W (981296)



LINEA S LED 1176MM 11500LM 840 IP40 120D DALI (73W)

DETAILED CARD

Card creation date: 02 July 2025
The company reserves the right to make design changes or upgrades in the presented product. Product data sheet does not constitute an offer. * Parameter tolerance is +/- 10%

 This product is a subject to electric and electronic waste equipment regulations (WEEE).

 Certificate CE - Nr: 46/2025



Lena Lighting S.A.
ul. Kórnicka 52, 63-000 Środa Wielkopolska
tel. +48 61 28 60 333 (Pn-Pt, 8-16), e-mail: hello@lenalighting.pl, www.lenalighting.pl