


# TERRA 3 LED N 595X595MM X2 1900LM 840 BLACK MATT STRUCTURE (16W)

DETAILED CARD



## TECHNICAL PARAMETERS

<b>Index:</b>	426124
<b>Rated power of the luminaire [W]*:</b>	16
<b>Luminous flux [lm]*:</b>	1900
<b>Colour temperature [K]:</b>	4000
<b>Colour rendering index:</b>	>80
<b>Material of the body:</b>	powder coated steel
<b>Colour of the body:</b>	black mat
<b>Dimensions (H/W/T/S) [mm]:</b>	595/595/37
<b>Mounting version:</b>	surface
<b>Energy efficiency class:</b>	D

## CHARACTERISTICS

A luminaire equipped with energy-efficient LED modules characterised by high luminous flux. The low side profile provides an aesthetically pleasing, timeless appearance. Robust, compact construction. Made of powder-coated steel sheet. Patented high-performance HE reflector guarantees high efficiency while effectively eliminating glare.

Available mounting versions: surface mounted, flush mounted in modular ceilings or pendant. The surface-mounted version features solutions for fast and safe installation.

UGR < 19

The Unified Glare Rating is an indicator that characterises glare. The lower the Unified Glare Rating (UGR), the lower the glare. In the case of lamps for office spaces, UGR<19 values translate into, among other things, greater working comfort, reduction of errors and fatigue. The UGR value also depends on a number of factors that characterise the room and the location of the observer. Dedicated computer programmes, among others, are used to precisely determine the degree of glare for specific conditions.

## APPLICATION

The versatile luminaire is designed for indoor use in offices or general utility rooms. Its high luminous parameters make it suitable as the main source of light and conducive to work requiring visual focus. The luminaire is suitable for both new applications and the replacement of traditional fluorescent lamps with energy-efficient LED solutions.

# TERRA 3 LED N 595X595MM X2 1900LM 840 BLACK MATT STRUCTURE (16W)

DETAILED CARD

## TECHNICAL PARAMETERS TABLE

Index:	426124	Optics material:	PC
EAN:	5905963426124	Optics:	lens
Light source:	LED	Material of the body:	powder coated steel
Rated power of the luminaire [W]:	16	Colour of the body:	black mat
Luminous flux [lm]:	1900	Dimensions (H/W/T/S) [mm]:	595/595/37
Luminous efficacy [lm/W]:	119	Mounting version:	surface
Ingress protection:	IP20	Number on the palette [pcs]:	50
Energy efficiency class:	D	Net weight [kg]:	2.475
Electrical protection class:	II	Category type:	louvres
Colour temperature [K]:	4000	Version:	2x1
Colour rendering index:	>80	Mounting dimensions [mm]:	300
Beam angle [°]:	60	Light distribution type:	symmetric
Diffuser material:	PC	Warranty [years]:	5
Diffuser type:	matrix led	CE certificate:	<a href="#">474/2023</a>
Diffuser colour:	transparent	Manual:	<a href="#">Download PDF</a>

## LIGHT CURVES

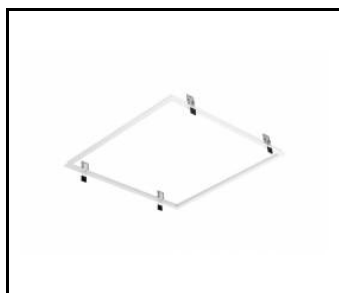


# TERRA 3 LED N 595X595MM X2 1900LM 840 BLACK MATT STRUCTURE (16W)


DETAILED CARD

## ACCESSORIES AVAILABLE

index	Name
999543	Plasterboard recessing kit 630x630 white (steel version)
374845	Frame adapter KG 635x635 WHITE
998966	Frame steel white structure RAL9016 600x600 SM "well effect"



Plasterboard recessing kit 630x630 white (steel version) (999543)



Frame steel white structure RAL9016 600x600 SM "well effect" (998966)

Card creation date: 19 June 2024

The company reserves the right to make design changes or upgrades in the presented product. Product data sheet does not constitute an offer. \* Parameter tolerance is +/- 10%



This product is a subject to electric and electronic waste equipment regulations (WEEE).



Certificate CE - Nr: 474/2023