


# TERRA 3 LED P 1195X295MM X2 3500LM 830 DALI BLACK MATT STRUCTURE (29W)

DETAILED CARD



## TECHNICAL PARAMETERS

Index:	420665
Rated power of the luminaire [W]*:	29
Luminous flux [lm]*:	3500
Colour temperature [K]:	3000
Colour rendering index:	80
Material of the body:	powder coated steel
Colour of the body:	black mat
Dimensions (H/W/T/S) [mm]:	1195/295/32
Mounting version:	recessed
Energy efficiency class:	E

## CHARACTERISTICS

A luminaire equipped with energy-efficient LED modules characterised by high luminous flux. The low side profile provides an aesthetically pleasing, timeless appearance. Robust, compact construction. Made of powder-coated steel sheet. Patented high-performance HE reflector guarantees high efficiency while effectively eliminating glare.

## APPLICATION

The versatile luminaire is designed for indoor use in offices or general utility rooms. Its high luminous parameters make it suitable as the main source of light and conducive to work requiring visual focus. The luminaire is suitable for both new applications and the replacement of traditional fluorescent lamps with energy-efficient LED solutions.

# TERRA 3 LED P 1195X295MM X2 3500LM 830 DALI BLACK MATT STRUCTURE (29W)

DETAILED CARD

## TECHNICAL PARAMETERS TABLE

Index:	420665	Material of the body:	powder coated steel
EAN:	5905963420665	Colour of the body:	black mat
Light source:	LED	Dimensions (H/W/T/S) [mm]:	1195/295/32
Rated power of the luminaire [W]:	29	Mounting version:	recessed
Luminous flux [lm]:	3500	DIMM DALI:	yes
Luminous efficacy [lm/W]:	121	Number on the palette [pcs]:	60
Ingress protection:	IP20	Net weight [kg]:	1.750
Energy efficiency class:	E	Category type:	troffers
Electrical protection class:	II	Version:	2x1
Colour temperature [K]:	3000	Light distribution type:	symmetric
Colour rendering index:	80	LED lifespan L70B50 [h]:	150000
Beam angle [°]:	60	LED lifespan L80B20 [h]:	100000
Diffuser material:	PC	LED lifespan L90B10 [h]:	50000
Diffuser type:	matrix led	Warranty [years]:	5
Diffuser colour:	transparent	CE certificate:	<a href="#">60/2025</a>
Optics material:	PC	Manual:	<a href="#">Download PDF</a>
Optics:	lens	Plik LDT:	<a href="#">Download</a>

## LIGHT CURVES

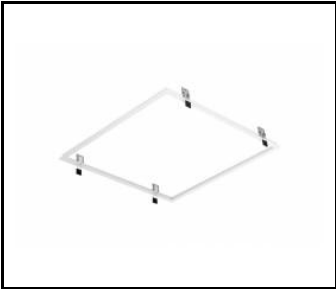


# TERRA 3 LED P 1195X295MM X2 3500LM 830 DALI BLACK MATT STRUCTURE (29W)


DETAILED CARD

## ACCESSORIES AVAILABLE

index	Name
999543	Plasterboard recessing kit 630x630 white (steel version)
374845	Frame adapter KG 635x635 WHITE
998966	Frame steel white structure RAL9016 600x600 SM "well effect"



Plasterboard recessing kit 630x630 white (steel version) (999543)



Frame steel white structure RAL9016 600x600 SM "well effect" (998966)

Card creation date: 01 July 2025

The company reserves the right to make design changes or upgrades in the presented product. Product data sheet does not constitute an offer. \* Parameter tolerance is +/- 10%

 This product is a subject to electric and electronic waste equipment regulations (WEEE).

 Certificate CE - Nr: 60/2025