

TECHNICAL PARAMETERS

Index:	420535
Rated power of the luminaire [W]*:	56
Luminous flux [lm]*:	5400
Colour temperature [K]:	4000
Colour rendering index:	>80
Material of the body:	powder coated steel
Colour of the body:	black mat
Dimensions (H/W/T/S) [mm]:	1195/295/32
Mounting version:	recessed
Energy efficiency class:	E

CHARACTERISTICS

A luminaire equipped with energy-efficient LED modules characterised by high luminous flux. The low side profile provides an aesthetically pleasing, timeless appearance. Robust, compact construction. Made of powder-coated steel sheet. Patented high-performance HE reflector guarantees high efficiency while effectively eliminating glare.

Available mounting versions: surface mounted, flush mounted in modular ceilings or pendant. The surface-mounted version features solutions for fast and safe installation.

UGR < 19

The Unified Glare Rating is an indicator that characterises glare. The lower the Unified Glare Rating (UGR), the lower the glare. In the case of lamps for office spaces, UGR<19 values translate into, among other things, greater working comfort, reduction of errors and fatigue. The UGR value also depends on a number of factors that characterise the room and the location of the observer. Dedicated computer programmes, among others, are used to precisely determine the degree of glare for specific conditions.

APPLICATION

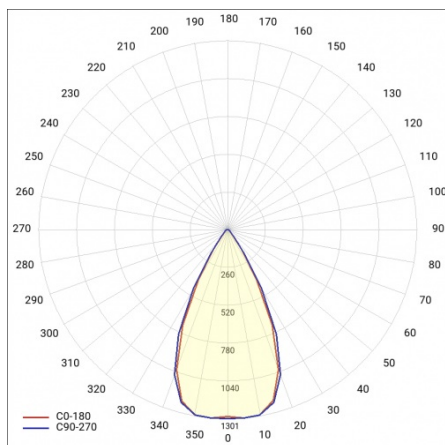
The versatile luminaire is designed for indoor use in offices or general utility rooms. Its high luminous parameters make it suitable as the main source of light and conducive to work requiring visual focus. The luminaire is suitable for both new applications and the replacement of traditional fluorescent lamps with energy-efficient LED solutions.

DETAILED CARD

TECHNICAL PARAMETERS TABLE

Rated power of the luminaire [W]:	56	Diffuser material:	PC
Index:	420535	Diffuser type:	matrix led
Colour temperature [K]:	4000	Diffuser colour:	transparent
EAN:	5905963420535	Optics material:	PC
Luminous flux [lm]:	5400	Optics:	lens
Light source:	LED	Material of the body:	powder coated steel
Colour of the body:	black mat	Number on the palette [pcs]:	60
Luminous efficacy [lm/W]:	97	Net weight [kg]:	1.750
Version:	2x1	Category type:	louvres
Ingress protection:	IP20	Light distribution type:	symmetric
Mounting version:	recessed	LED lifespan L70B50 [h]:	156000
Energy efficiency class:	E	LED lifespan L80B20 [h]:	98000
Dimensions (H/W/T/S) [mm]:	1195/295/32	LED lifespan L90B10 [h]:	47000
Electrical protection class:	II	Warranty [years]:	5
Colour rendering index:	>80	CE certificate:	462/2023
Beam angle [°]:	60	Manual:	Download PDF
		Plik LDT:	Download


LIGHT CURVES




DETAILED CARD

ACCESSORIES AVAILABLE

index	Name
999543	Plasterboard recessing kit 630x630 white (steel version)
374845	Frame adapter KG 635x635 WHITE
998966	Frame steel white structure RAL9016 600x600 SM "well effect"



Plasterboard recessing kit 630x630 white (steel version) (999543)



Frame steel white structure RAL9016 600x600 SM "well effect" (998966)

Card creation date: 19 June 2024

The company reserves the right to make design changes or upgrades in the presented product. Product data sheet does not constitute an offer. * Parameter tolerance is +/- 10%



This product is a subject to electric and electronic waste equipment regulations (WEEE).



Certificate CE - Nr: 462/2023



Lena Lighting S.A.
ul. Kórnicka 52, 63-000 Środa Wielkopolska
tel. +48 61 28 60 333 (Pn-Pt, 8-16), e-mail: hello@lenalighting.pl, www.lenalighting.pl