


TERRA 3 LED P 595X595MM X2 3300LM 830 WHITE GLOSS (25W)

DETAILED CARD



TECHNICAL PARAMETERS

Index:	418778
Rated power of the luminaire [W]*:	25
Luminous flux [lm]*:	3300
Colour temperature [K]:	3000
Color rendering index (Ra) >:	80
Material of the body:	powder coated steel
Colour of the body:	white gloss
Dimensions (H/W/T/S) [mm]:	595/595/32
Mounting version:	recessed
Energy efficiency class:	D

CHARACTERISTICS

A luminaire equipped with energy-efficient LED modules characterised by high luminous flux. The low side profile provides an aesthetically pleasing, timeless appearance. Robust, compact construction. Made of powder-coated steel sheet. Patented high-performance HE reflector guarantees high efficiency while effectively eliminating glare.

APPLICATION

The versatile luminaire is designed for indoor use in offices or general utility rooms. Its high luminous parameters make it suitable as the main source of light and conducive to work requiring visual focus. The luminaire is suitable for both new applications and the replacement of traditional fluorescent lamps with energy-efficient LED solutions.

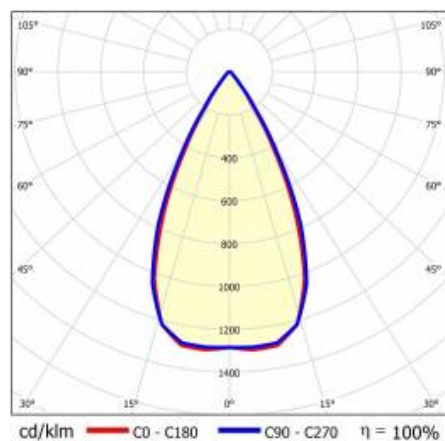
TERRA 3 LED P 595X595MM X2 3300LM 830 WHITE GLOSS (25W)

DETAILED CARD

TECHNICAL PARAMETERS TABLE

Index:	418778	Material of the body:	powder coated steel
EAN:	5905963418778	Colour of the body:	white gloss
Light source:	LED	Dimensions (H/W/T/S) [mm]:	595/595/32
Rated power of the luminaire [W]:	25	Mounting version:	recessed
Luminous flux [lm]:	3300	Number on the palette [pcs]:	40
Luminous efficacy [lm/W]:	132	Net weight [kg]:	1.800
Ingress protection:	IP20	Category type:	troffers
Energy efficiency class:	D	Version:	2x1
Electrical protection class:	II	Light distribution type:	symmetric
Colour temperature [K]:	3000	LED lifespan L70B50 [h]:	150000
Color rendering index (Ra) >:	80	LED lifespan L80B10 [h]:	100000
Beam angle [°]:	60	LED lifespan L90B10 [h]:	50000
Diffuser material:	PC	Warranty [years]:	5
Diffuser type:	matrix led	CE certificate:	60/2025
Diffuser colour:	transparent	Manual:	Download PDF
Optics material:	PC	Pliik LDT:	Download
Optics:	lens		

LIGHT CURVES




TERRA 3 LED P 595X595MM X2 3300LM 830 WHITE GLOSS (25W)

DETAILED CARD

ACCESSORIES AVAILABLE


index	Name
374845	Frame adapter KG 635x635 WHITE
998966	Frame steel white structure RAL9016 600x600 SM "well effect"
998973	Frame steel white gloss RAL9016 600x600 SM "well effect"



Frame adapter KG 635x635
WHITE (374845)



Frame steel white structure RAL9016
600x600 SM "well effect" (998966)



Frame steel white gloss RAL9016
600x600 SM "well effect" (998973)

Card creation date: 27 October 2025

The company reserves the right to make design changes or upgrades in the presented product. Product data sheet does not constitute an offer. * Parameter tolerance is +/- 10%



This product is a subject to electric and electronic waste equipment regulations (WEEE).



Certificate CE - Nr: 60/2025