


TERRA 3 LED P 595X295MM X2 4300LM 840 WHITE MAT (35W)

DETAILED CARD



TECHNICAL PARAMETERS

Index:	418495
Rated power of the luminaire [W]*:	35
Luminous flux [lm]*:	4300
Colour temperature [K]:	4000
Colour rendering index:	>80
Material of the body:	powder coated steel
Colour of the body:	white mat
Dimensions (H/W/T/S) [mm]:	595/295/32
Mounting version:	recessed
Energy efficiency class:	D

CHARACTERISTICS

A luminaire equipped with energy-efficient LED modules characterised by high luminous flux. The low side profile provides an aesthetically pleasing, timeless appearance. Robust, compact construction. Made of powder-coated steel sheet. Patented high-performance HE reflector guarantees high efficiency while effectively eliminating glare.

Available mounting versions: surface mounted, flush mounted in modular ceilings or pendant. The surface-mounted version features solutions for fast and safe installation.

UGR < 19

The Unified Glare Rating is an indicator that characterises glare. The lower the Unified Glare Rating (UGR), the lower the glare. In the case of lamps for office spaces, UGR<19 values translate into, among other things, greater working comfort, reduction of errors and fatigue. The UGR value also depends on a number of factors that characterise the room and the location of the observer. Dedicated computer programmes, among others, are used to precisely determine the degree of glare for specific conditions.

APPLICATION

The versatile luminaire is designed for indoor use in offices or general utility rooms. Its high luminous parameters make it suitable as the main source of light and conducive to work requiring visual focus. The luminaire is suitable for both new applications and the replacement of traditional fluorescent lamps with energy-efficient LED solutions.

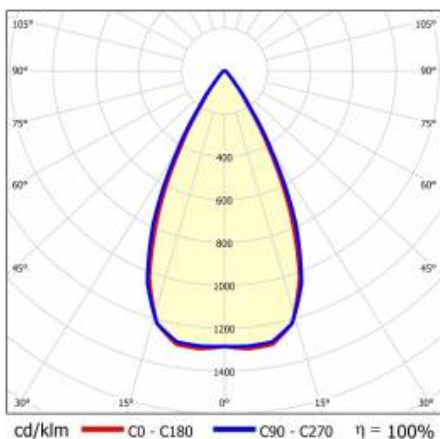
TERRA 3 LED P 595X295MM X2 4300LM 840 WHITE MAT (35W)

DETAILED CARD

TECHNICAL PARAMETERS TABLE

Rated power of the luminaire [W]:	35	Colour rendering index:	>80
Index:	418495	Beam angle [°]:	60
Colour temperature [K]:	4000	Diffuser material:	PC
EAN:	5905963418495	Diffuser type:	matrix led
Luminous flux [lm]:	4300	Diffuser colour:	transparent
Light source:	LED	Optics material:	PC
Colour of the body:	white mat	Optics:	lens
Luminous efficacy [lm/W]:	123	Material of the body:	powder coated steel
Version:	2x1	Number on the palette [pcs]:	120
Ingress protection:	IP20	Net weight [kg]:	0.950
Energy efficiency class:	D	Category type:	louvres
Dimensions (H/W/T/S) [mm]:	595/295/32	Light distribution type:	symmetric
Electrical protection class:	II	Warranty [years]:	5
Mounting version:	recessed	CE certificate:	462/2023
		Manual:	Download PDF

LIGHT CURVES




TERRA 3 LED P 595X295MM X2 4300LM 840 WHITE MAT (35W)


DETAILED CARD

ACCESSORIES AVAILABLE

index	Name
999543	Plasterboard recessing kit 630x630 white (steel version)
374845	Frame adapter KG 635x635 WHITE
998966	Frame steel white structure RAL9016 600x600 SM "well effect"



Plasterboard recessing kit 630x630 white (steel version) (999543)



Frame steel white structure RAL9016 600x600 SM "well effect" (998966)

Card creation date: 19 June 2024

The company reserves the right to make design changes or upgrades in the presented product. Product data sheet does not constitute an offer. * Parameter tolerance is +/- 10%



This product is a subject to electric and electronic waste equipment regulations (WEEE).



Certificate CE - Nr: 462/2023