

CORIA LED 30W P 4000K

DETAILED CARD



TECHNICAL PARAMETERS

Index:	472688
Ingress protection:	IP40
Nominal power [W]:	30
Luminous flux [lm]*:	3000
Colour temperature [K]:	4000
Colour rendering index:	>80
Energy efficiency class:	F
Material of the body:	powder coated steel
Colour of the body:	white mat
Diffuser material:	PMMA

CHARACTERISTICS

Round LED luminaire with a big diameter and an integrated energy-saving light source guarantees high luminous flux and even light distribution. Its body is made of white powder coated steel, and the diffuser is made of opal PMMA. It works perfectly while designing new applications as well as replacing traditional luminaires with energy-saving LED solutions. Suspension and electrical cords are not included (available as accessories).

APPLICATION

Luminaire is dedicated for indoor use. Due to good lighting of the surface and even light distribution, it is particularly well-suited to be used as the main light source in representative rooms and passageways.

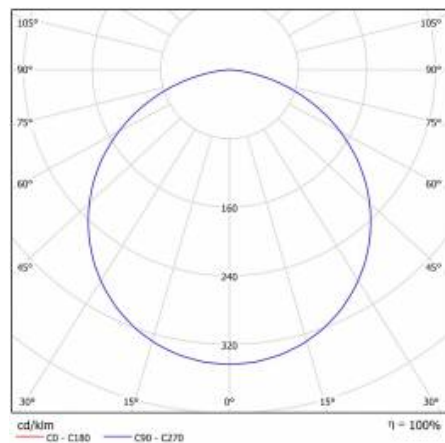
CORIA LED 30W P 4000K

DETAILED CARD

TECHNICAL PARAMETERS TABLE

Light source:	LED module	Material of the body:	powder coated steel
Nominal power [W]:	30	Colour of the body:	white mat
Rated power of the luminaire [W]:	35	Dimensions (H/W/T/S) [mm]:	ø400/65
Supply voltage [V]:	220-240	Mounting dimensions [mm]:	ø425
Frequency [Hz]:	50 - 60	Impact resistance:	IK07
Luminous flux [lm]:	3000	Ingress protection:	IP40
Luminous efficacy [lm/W]:	85	Mounting version:	recessed
Energy efficiency class:	F	Working temperature [°C]:	from -17 to +35
Electrical protection class:	I	Net weight [kg]:	2.650
Colour temperature [K]:	4000	Index:	472688
Colour rendering index:	>80	EAN:	5905963472688
SDCM:	≤ 3	Category type:	downlights
Power factor:	0.97	CE certificate:	222/2023
LED lifespan L70B50 [h]:	50000	Warranty [years]:	5
Beam angle [°]:	120	ETIM class:	EC002892
Diffuser material:	PMMA	Photobiological safety:	Risk Group 1 (no photobiological hazard under normal behavioral limitation)
Diffuser type:	OPAL	Manual:	Download PDF

LIGHT CURVES



CORIA LED 30W P 4000K

DETAILED CARD

ACCESSORIES AVAILABLE

index	Name
556647	Coria Hang set 1 fi 100 white
556661	Coria Hang set 1 fi 100 white dali
556654	Coria Hang set 1 fi 100 black
556678	Coria Hang set 1 fi 100 black dali
556685	Coria Hang set 2 fi 100 white
556708	Coria Hang set 2 fi 100 white dali
556692	Coria Hang set 2 fi 100 black
556715	Coria Hang set 2 fi 120 black dali
556722	Coria Hang set 3 fi 150 white
556746	Coria Hang set 3 fi 150 white dali
556739	Coria Hang set 3 fi 150 black
556753	Coria Hang set 3 fi 150 black dali

CORIA LED 30W P 4000K

DETAILED CARD



Coria Hang set 1 fi 100 white (556647)



Coria Hang set 1 fi 100 white dali (556661)



Coria Hang set 1 fi 100 black (556654)



Coria Hang set 1 fi 100 black dali (556678)



Coria Hang set 2 fi 100 white (556685)



Coria Hang set 2 fi 100 white dali (556708)



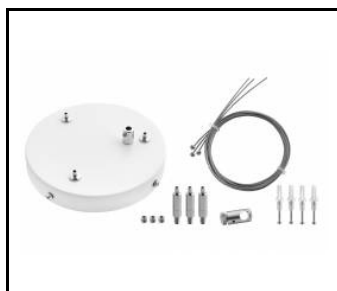
Coria Hang set 2 fi 100 black (556692)



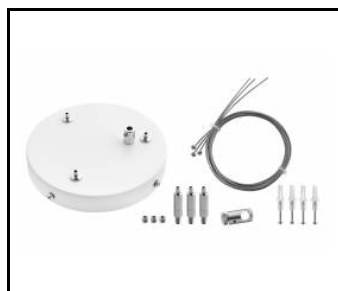
Coria Hang set 2 fi 120 black dali (556715)



Coria Hang set 3 fi 150 white (556722)



Coria Hang set 3 fi 150 white dali (556746)



Coria Hang set 3 fi 150 black (556739)



Coria Hang set 3 fi 150 black dali (556753)

Card creation date: 07 October 2024

The company reserves the right to make design changes or upgrades in the presented product. Product data sheet does not constitute an offer. * Parameter tolerance is +/- 10%



This product is a subject to electric and electronic waste equipment regulations (WEEE).



Certificate CE - Nr: 222/2023