

FACTOR LED 2M 52600LM 740 PP1 IP66 SH (388W)

DETAILED CARD



TECHNICAL PARAMETERS

Index:	993046
Ingress protection:	IP66
Impact resistance:	IK09
Rated power of the luminaire [W]*:	388
Luminous flux [lm]*:	52600
Colour temperature [K]:	4000
Color rendering index (Ra) >:	70
SDCM:	5
Electrical protection class:	I
Energy efficiency class:	D

CHARACTERISTICS

Factor Led is a latest-generation floodlight with a high power output and an impressive luminous flux. It is characterized not only by very high luminous efficiency but also by the highest IP 66 tightness and IK09 impact resistance. These parameters have been achieved thanks to the branded components used, robust housing made of cast aluminum, and the use of a passive cooling system for the lamp, which allows the excess heat generated to be dissipated during lamp operation. The Factor Led has the advantage of very fast and easy installation. The lightweight steel arm is attached to the supporting structure (wall, pole), and then the light modules are plugged in. On a single bracket, the installer can plug in a lamp containing from 1 to 4 such modules.

APPLICATION

Very good sealing and impact resistance parameters, the ability to work in elevated temperatures - up to 45 ° C as standard, and an extensive range of spreads predisposes Factor Led lamps to work in harsh weather conditions. It will find application and perform well both inside industrial halls, warehouses, sports halls, logistics centers, and outdoors - on sports fields, airports, parking lots, and maneuvering areas. It can also illuminate the facades of buildings and elements of external architecture.

DETAILS

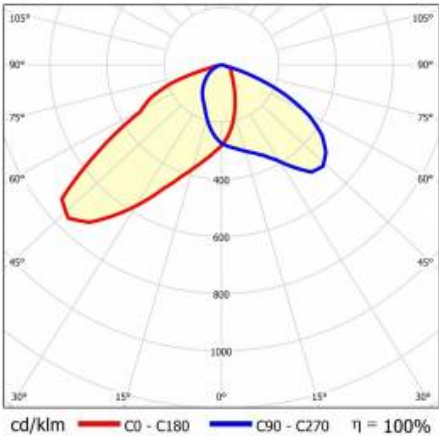
FACTOR LED 2M 52600LM 740 PP1 IP66 SH (388W)

DETAILED CARD

TECHNICAL PARAMETERS TABLE

Index:	993046	Diffuser material:	tempered glass
EAN:	5905963993046	Material of the body:	aluminium
Rated power of the luminaire [W]:	388	Colour of the body:	RAL7016
Luminous flux [lm]:	52600	Dimensions (H/W/T/S) [mm]:	385/425/340
Supply voltage [V]:	220-240	Impact resistance:	IK09
Frequency [Hz]:	47-63	Ingress protection:	IP66
Luminous efficacy [lm/W]:	136	Working temperature [°C]:	from -40 to +45
Energy efficiency class:	D	Dimensions of single box [mm]:	430/410/175
Electrical protection class:	I	Number on the palette [pcs]:	18
Colour temperature [K]:	4000	Net weight [kg]:	12.790
Color rendering index (Ra) >:	70	Version:	2 modules
SDCM:	5	Warranty [years]:	5
Power factor:	0.98	CE certificate:	262/2023
LED lifespan L70B50 [h]:	156000	ENEC Certificate:	0404/ENEC/25
LED lifespan L80B20 [h]:	98000	Environmental Product Declaration (EPD):	816/2025
LED lifespan L90B10 [h]:	47000	Manual:	Download PDF
Beam angle [°]:	PP1	Plik LDT:	Download
Surge protection [kV]:	6		

LIGHT CURVES




FACTOR LED 2M 52600LM 740 PP1 IP66 SH (388W)


DETAILED CARD

ACCESSORIES AVAILABLE


index	Name
684791	Protective grid Factor LED 4M RAL7016
684784	Protective grid Factor LED 3M RAL7016
684777	Protective grid Factor LED 2M RAL7016
684760	Protective grid Factor LED 1M RAL7016
370311	



Protective grid Factor LED 4M
RAL7016 (684791)



Protective grid Factor LED 3M
RAL7016 (684784)



Protective grid Factor LED 2M
RAL7016 (684777)

Card creation date: 28 October 2025
The company reserves the right to make design changes or upgrades in the presented product. Product data sheet does not constitute an offer. * Parameter tolerance is +/- 10%

 This product is a subject to electric and electronic waste equipment regulations (WEEE).

 Certificate CE - Nr: 262/2023