

# FACTOR LED 1M 22600LM 840 60D IP66 (163W)

DETAILED CARD



## TECHNICAL PARAMETERS

Index:	987441
Ingress protection:	IP66
Impact resistance:	IK09
Rated power of the luminaire [W]*:	163
Luminous flux [lm]*:	22600
Colour temperature [K]:	4000
Colour rendering index:	80
SDCM:	≤ 3
Electrical protection class:	I
Energy efficiency class:	C

## CHARACTERISTICS

Factor Led is a latest-generation floodlight with a high power output and an impressive luminous flux. It is characterized not only by very high luminous efficiency but also by the highest IP 66 tightness and IK09 impact resistance. These parameters have been achieved thanks to the branded components used, robust housing made of cast aluminum, and the use of a passive cooling system for the lamp, which allows the excess heat generated to be dissipated during lamp operation. The Factor Led has the advantage of very fast and easy installation. The lightweight steel arm is attached to the supporting structure (wall, pole), and then the light modules are plugged in. On a single bracket, the installer can plug in a lamp containing from 1 to 4 such modules.

## APPLICATION

Very good sealing and impact resistance parameters, the ability to work in elevated temperatures - up to 45 ° C as standard, and an extensive range of spreads predisposes Factor Led lamps to work in harsh weather conditions. It will find application and perform well both inside industrial halls, warehouses, sports halls, logistics centers, and outdoors - on sports fields, airports, parking lots, and maneuvering areas. It can also illuminate the facades of buildings and elements of external architecture.

## DETAILS

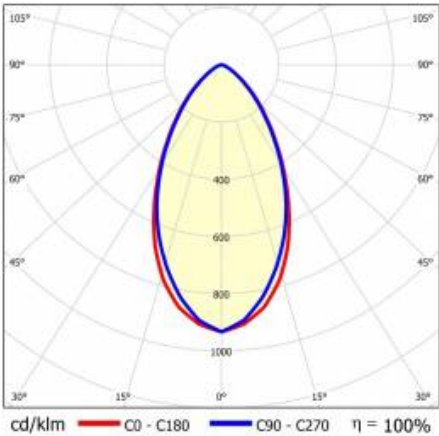
# FACTOR LED 1M 22600LM 840 60D IP66 (163W)

DETAILED CARD

## TECHNICAL PARAMETERS TABLE

Index:	987441	Diffuser material:	PC
EAN:	5905963987441	Material of the body:	aluminium
Rated power of the luminaire [W]:	163	Colour of the body:	RAL7016
Luminous flux [lm]:	22600	Dimensions (H/W/T/S) [mm]:	191/425/217
Supply voltage [V]:	220-240	Impact resistance:	IK09
Frequency [Hz]:	47-63	Ingress protection:	IP66
Luminous efficacy [lm/W]:	139	Working temperature [°C]:	from -40 to +45
Energy efficiency class:	C	Dimensions of single box [mm]:	430/200/185
Electrical protection class:	I	Number on the palette [pcs]:	35
Colour temperature [K]:	4000	Net weight [kg]:	5.140
Colour rendering index:	80	Version:	1 module
SDCM:	≤ 3	Warranty [years]:	5
Power factor:	0.98	CE certificate:	<a href="#">262/2023</a>
LED lifespan L70B50 [h]:	156000	ENEC Certificate:	<a href="#">0404/ENEC/25</a>
LED lifespan L80B20 [h]:	98000	Environmental Product Declaration (EPD):	<a href="#">816/2025</a>
LED lifespan L90B10 [h]:	47000	Manual:	<a href="#">Download PDF</a>
Beam angle [°]:	60	Plik LDT:	<a href="#">Download</a>
Surge protection [kV]:	6		

## LIGHT CURVES




# FACTOR LED 1M 22600LM 840 60D IP66 (163W)


DETAILED CARD

## ACCESSORIES AVAILABLE


index	Name
684791	Protective grid Factor LED 4M RAL7016
684784	Protective grid Factor LED 3M RAL7016
684777	Protective grid Factor LED 2M RAL7016
684760	Protective grid Factor LED 1M RAL7016



Protective grid Factor LED 4M  
RAL7016 (684791)



Protective grid Factor LED 3M  
RAL7016 (684784)



Protective grid Factor LED 2M  
RAL7016 (684777)