

CORIA 4700LM 600MM I KL IP20 ZWIESZANY BIAŁY MAT 830 (50W)

DETAILED CARD



TECHNICAL PARAMETERS

| | |
|---------------------------------|---------------------|
| Index: | 555107 |
| Ingress protection: | IP20 |
| Nominal power [W]: | 50 |
| Luminous flux [lm]*: | 4700 |
| Colour temperature [K]: | 3000 |
| Colour rendering index: | >80 |
| Energy efficiency class: | F |
| Material of the body: | powder coated steel |
| Colour of the body: | white mat |
| Diffuser material: | PS |

CHARACTERISTICS

Round LED luminaire with a big diameter and an integrated energy-saving light source guarantees high luminous flux and even light distribution. Its body is made of white powder coated steel, and the diffuser is made of opal PMMA. It works perfectly while designing new applications as well as replacing traditional luminaires with energy-saving LED solutions. Suspension and electrical cords are not included (available as accessories).

APPLICATION

Luminaire is dedicated for indoor use. Due to good lighting of the surface and even light distribution, it is particularly well-suited to be used as the main light source in representative rooms and passageways.

CORIA 4700LM 600MM I KL IP20 ZWIESZANY BIAŁY MAT 830 (50W)

DETAILED CARD

TECHNICAL PARAMETERS TABLE

| | | | |
|-----------------------------------|---------------------|----------------------------|------------------------------|
| Nominal power [W]: | 50 | Colour of the body: | white mat |
| Light source: | LED module | Dimensions (H/W/T/S) [mm]: | ø600/86 |
| Colour temperature [K]: | 3000 | Ingress protection: | IP20 |
| Luminous flux [lm]: | 4700 | Mounting version: | suspended |
| Rated power of the luminaire [W]: | 51 | Working temperature [°C]: | from -17 to +35 |
| Diffuser type: | OPAL | Net weight [kg]: | 6.500 |
| Supply voltage [V]: | 220-240 | Index: | 555107 |
| Frequency [Hz]: | 50 - 60 | EAN: | 5905963555107 |
| Luminous efficacy [lm/W]: | 92 | Category type: | downlights |
| Energy efficiency class: | F | CE certificate: | 224/2023 |
| Electrical protection class: | I | Warranty [years]: | 5 |
| Colour rendering index: | >80 | ETIM class: | EC001743 |
| SDCM: | ≤ 3 | Manual: | Download PDF |
| Power factor: | 0.97 | Plik LDT: | Download |
| LED lifespan L70B50 [h]: | 115000 | | |
| Diffuser material: | PS | | |
| Material of the body: | powder coated steel | | |

CORIA 4700LM 600MM I KL IP20 ZWIESZANY BIAŁY MAT 830 (50W)

DETAILED CARD

ACCESSORIES AVAILABLE

| index | Name |
|--------|------------------------------------|
| 556647 | Coria Hang set 1 fi 100 white |
| 556661 | Coria Hang set 1 fi 100 white dali |
| 556654 | Coria Hang set 1 fi 100 black |
| 556678 | Coria Hang set 1 fi 100 black dali |
| 556685 | Coria Hang set 2 fi 100 white |
| 556708 | Coria Hang set 2 fi 100 white dali |
| 556692 | Coria Hang set 2 fi 100 black |
| 556715 | Coria Hang set 2 fi 120 black dali |
| 556722 | Coria Hang set 3 fi 150 white |
| 556746 | Coria Hang set 3 fi 150 white dali |
| 556739 | Coria Hang set 3 fi 150 black |
| 556753 | Coria Hang set 3 fi 150 black dali |

CORIA 4700LM 600MM I KL IP20 ZWIESZANY BIAŁY MAT 830 (50W)

DETAILED CARD



Coria Hang set 1 fi 100 white (556647)



Coria Hang set 1 fi 100 white dali (556661)



Coria Hang set 1 fi 100 black (556654)



Coria Hang set 1 fi 100 black dali (556678)



Coria Hang set 2 fi 100 white (556685)




Coria Hang set 2 fi 100 white dali (556708)




Coria Hang set 2 fi 100 black (556692)



Coria Hang set 2 fi 120 black dali (556715)




Coria Hang set 3 fi 150 white (556722)



Coria Hang set 3 fi 150 white dali (556746)



Coria Hang set 3 fi 150 black (556739)



Coria Hang set 3 fi 150 black dali (556753)

Card creation date: 02 January 2025

The company reserves the right to make design changes or upgrades in the presented product. Product data sheet does not constitute an offer. * Parameter tolerance is +/- 10%

 This product is a subject to electric and electronic waste equipment regulations (WEEE).

 Certificate CE - Nr: 224/2023