


# CORIA 10300LM 900MM DALI I KL IP44 BIAŁY MAT 830 (100W)

DETAILED CARD



## TECHNICAL PARAMETERS

<b>Index:</b>	555060
<b>Ingress protection:</b>	IP44
<b>Nominal power [W]:</b>	100
<b>Luminous flux [lm]*:</b>	10300
<b>Colour temperature [K]:</b>	3000
<b>Colour rendering index:</b>	>80
<b>Energy efficiency class:</b>	F
<b>Material of the body:</b>	powder coated steel
<b>Colour of the body:</b>	white mat
<b>Diffuser material:</b>	PS

## CHARACTERISTICS

Round LED luminaire with a big diameter and an integrated energy-saving light source guarantees high luminous flux and even light distribution. Its body is made of white powder coated steel, and the diffuser is made of opal PMMA. It works perfectly while designing new applications as well as replacing traditional luminaires with energy-saving LED solutions. Suspension and electrical cords are not included (available as accessories).

## APPLICATION

Luminaire is dedicated for indoor use. Due to good lighting of the surface and even light distribution, it is particularly well-suited to be used as the main light source in representative rooms and passageways.

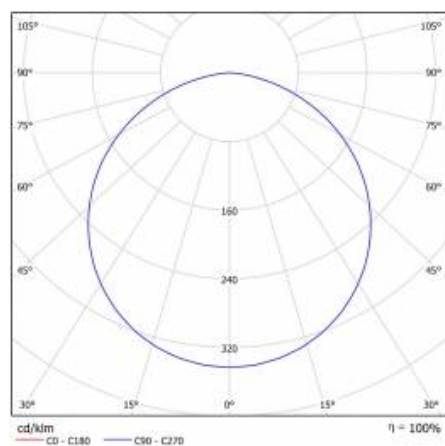
# CORIA 10300LM 900MM DALI I KL IP44 BIAŁY MAT 830 (100W)

DETAILED CARD

## TECHNICAL PARAMETERS TABLE

Light source:	LED module	Material of the body:	powder coated steel
Nominal power [W]:	100	Colour of the body:	white mat
Rated power of the luminaire [W]:	114	Dimensions (H/W/T/S) [mm]:	ø900/86
Supply voltage [V]:	220-240	Ingress protection:	IP44
Frequency [Hz]:	50 - 60	Mounting version:	surface
Luminous flux [lm]:	10300	Working temperature [°C]:	from -17 to +35
Luminous efficacy [lm/W]:	90	DIMM DALI:	yes
Energy efficiency class:	F	Net weight [kg]:	9.800
Electrical protection class:	I	Index:	555060
Colour temperature [K]:	3000	EAN:	5905963555060
Colour rendering index:	>80	Category type:	downlights
SDCM:	≤ 3	CE certificate:	<a href="#">224/2023</a>
Power factor:	0.97	Warranty [years]:	5
LED lifespan L70B50 [h]:	115000	ETIM class:	EC002892
Diffuser material:	PS	Manual:	<a href="#">Download PDF</a>
Diffuser type:	OPAL		

## LIGHT CURVES



# CORIA 10300LM 900MM DALI I KL IP44 BIAŁY MAT 830 (100W)

DETAILED CARD

## ACCESSORIES AVAILABLE

index	Name
556647	Coria Hang set 1 fi 100 white
556661	Coria Hang set 1 fi 100 white dali
556654	Coria Hang set 1 fi 100 black
556678	Coria Hang set 1 fi 100 black dali
556685	Coria Hang set 2 fi 100 white
556708	Coria Hang set 2 fi 100 white dali
556692	Coria Hang set 2 fi 100 black
556715	Coria Hang set 2 fi 120 black dali
556722	Coria Hang set 3 fi 150 white
556746	Coria Hang set 3 fi 150 white dali
556739	Coria Hang set 3 fi 150 black
556753	Coria Hang set 3 fi 150 black dali

# CORIA 10300LM 900MM DALI I KL IP44 BIAŁY MAT 830 (100W)

## DETAILED CARD



Coria Hang set 1 fi 100 white (556647)



Coria Hang set 1 fi 100 white dali (556661)



Coria Hang set 1 fi 100 black (556654)



Coria Hang set 1 fi 100 black dali (556678)



Coria Hang set 2 fi 100 white (556685)



Coria Hang set 2 fi 100 white dali (556708)



Coria Hang set 2 fi 100 black (556692)



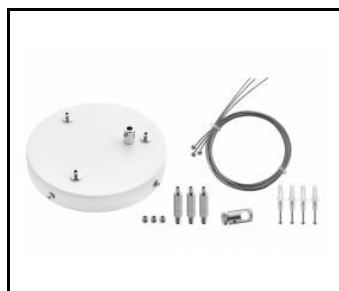
Coria Hang set 2 fi 120 black dali (556715)



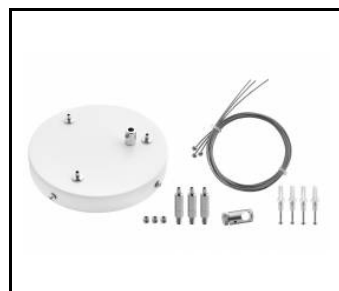
Coria Hang set 3 fi 150 white (556722)



Coria Hang set 3 fi 150 white dali (556746)



Coria Hang set 3 fi 150 black (556739)



Coria Hang set 3 fi 150 black dali (556753)

Card creation date: 21 November 2023

The company reserves the right to make design changes or upgrades in the presented product. Product data sheet does not constitute an offer. \* Parameter tolerance is +/- 10%



This product is a subject to electric and electronic waste equipment regulations (WEEE).



Certificate CE - Nr: 224/2023