

COMPACT LED EVO P 42W 840 PRM II KL AW3H

DETAILED CARD



TECHNICAL PARAMETERS

| | |
|--------------------------|---------|
| Index: | 629105 |
| Ingress protection: | IP44/20 |
| Impact resistance: | IK07 |
| Nominal power [W]: | 42 |
| Luminous flux [lm]*: | 5750 |
| Colour temperature [K]: | 4000 |
| Colour rendering index: | >80 |
| SDCM: | ≤ 3 |
| Energy efficiency class: | D |
| Material of the body: | ABS |

CHARACTERISTICS

Compact LED luminaire designed for recessed installation in modular and plasterboard ceilings. Equipped with energy-saving LED panels and an evenly highlighted opal or prismatic diffuser, providing low glare (UGR<19)*. Made of plastic. Assembly or electrical connection does not require removing the diffuser.

* The UGR coefficient is met for the typical use of the luminaire

APPLICATION

This luminaire is designed for indoor use in offices or general utility rooms. It can be used as the main light source and it is particularly well-suited to be used as a light source for workplaces that require eyesight focus. The luminaire is used both in new applications, as well as it can replace traditional fluorescent luminaires with energy-saving LED solutions. The fitting's design is suitable for mounting in 600x600 or 625x625 modular ceilings.

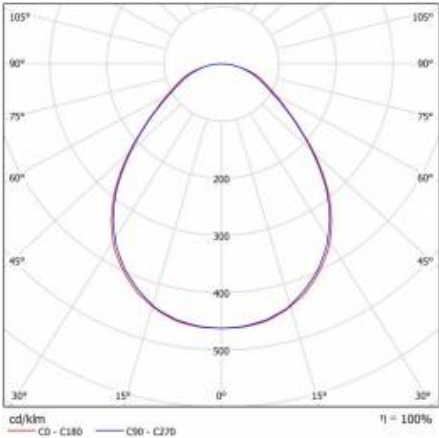
COMPACT LED EVO P 42W 840 PRM II KL AW3H

DETAILED CARD

TECHNICAL PARAMETERS TABLE

| | | | |
|-----------------------------------|---------------|---------------------------|--|
| Nominal power [W]: | 42 | Diffuser material: | PC |
| Index: | 629105 | Material of the body: | ABS |
| Colour temperature [K]: | 4000 | Colour of the body: | white |
| EAN: | 5905963629105 | Impact resistance: | IK07 |
| Luminous flux [lm]: | 5750 | Ingress protection: | IP44/20 |
| Light source: | LED module | Mounting version: | recessed |
| Diffuser type: | PRM | Working temperature [°C]: | from 0 to +35 |
| Rated power of the luminaire [W]: | 43 | Net weight [kg]: | 2.200 |
| Supply voltage [V]: | 220-240 | PZH certificate: | B-BK-60212-0070/20 B-BK-60212-0042/20 B-BK-60212-0620/20 |
| Emergency lighting [h]: | 3 | Category type: | louvres |
| Frequency [Hz]: | 50 - 60 | LED lifespan L70B50 [h]: | 125000 |
| Electrical protection class: | II | LED lifespan L80B20 [h]: | 82000 |
| Dimensions (H/W/T/S) [mm]: | 595/595/71 | LED lifespan L90B10 [h]: | 40000 |
| Luminous efficacy [lm/W]: | 133 | Power factor: | 0.95 |
| Energy efficiency class: | D | ETIM class: | EC002892 |
| Colour rendering index: | >80 | Photobiological safety: | RG0 - exempt (no photobiological hazard) |
| SDCM: | ≤ 3 | Warranty [years]: | 2 / 0.5 (battery) |
| | | CE certificate: | 455/2023 |
| | | Manual: | Download PDF |


LIGHT CURVES



COMPACT LED EVO P 42W 840 PRM II KL AW3H

DETAILED CARD

TECHNICAL DETAILS



COMPACT LED EVO PRM

COMPACT LED EVO P 42W 840 PRM II KL AW3H


DETAILED CARD

ACCESSORIES AVAILABLE

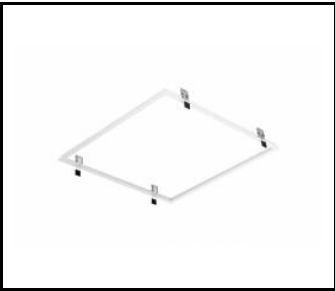
| index | Name |
|--------|--|
| 630033 | Plasterboard mounting brackets (4 pcs) |
| 904349 | Safety suspension (modular ceiling) |
| 999543 | Plasterboard recessing kit 630x630 white (steel version) |
| 374845 | Frame adapter KG 635x635 WHITE |
| 998966 | Frame steel white structure RAL9016 600x600 SM "well effect" |




Plasterboard mounting brackets (4 pcs) (630033)



Safety suspension (modular ceiling) (904349)



Plasterboard recessing kit 630x630 white (steel version) (999543)



Frame steel white structure RAL9016 600x600 SM "well effect" (998966)