

QUEST 2 LED RESIST L 19950LM I KL. IP66 840 SP10KV (145W)

DETAILED CARD



TECHNICAL PARAMETERS

Ingress protection:	IP66
Impact resistance:	IK09
Luminous flux [lm]*:	19950
Colour temperature [K]:	4000
Colour rendering index:	80
SDCM:	≤ 3
Electrical protection class:	I
Energy efficiency class:	C
Material of the body:	aluminium
Colour of the body:	anthracite grey

CHARACTERISTICS

High quality floodlight with integrated LED source. The body is made of die-cast aluminum, powder coated in anthracite gray (RAL 7016) and the mounting bracket is made of black painted steel. The diffuser is tempered glass with a thickness of 5mm. Mounting bracket, corrosion-resistant, with adjustable angle from -140; to +185. Standard equipped with H07RN-F cable and IP66 quick-connector.

APPLICATION

Dedicated for use in swimming pools. Lighting of educational and administrative facilities, halls, garages, passageways, warehouses, stores, food industry and food commodity-related commercial and service facilities.

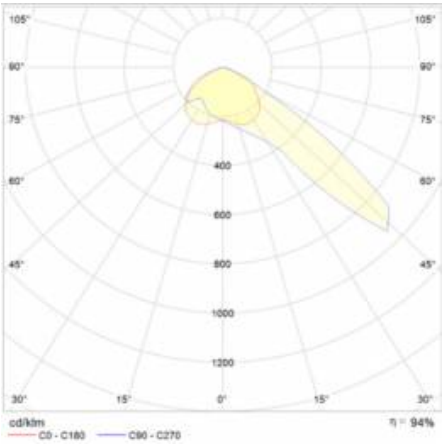
QUEST 2 LED RESIST L 19950LM I KL. IP66 840 SP10KV (145W)

DETAILED CARD

TECHNICAL PARAMETERS TABLE

Index:	695285	Impact resistance:	IK09
Light source:	LED module	Ingress protection:	IP66
Rated power of the luminaire [W]:	145	Mounting version:	surface
Supply voltage [V]:	220 - 240	Working temperature [°C]:	from -20 to +35
Frequency [Hz]:	50 - 60	Lateral surface (SCx) [m2]:	0.140
Luminous flux [lm]:	19950	Cable length [m]:	0.90
Luminous efficacy [lm/W]:	138	Number on the palette [pcs]:	60
Energy efficiency class:	C	Net weight [kg]:	4.200
Electrical protection class:	I	Category type:	floodlights
Colour temperature [K]:	4000	Version:	L
Colour rendering index:	80	LED lifespan L70B50 [h]:	125000
SDCM:	≤ 3	LED lifespan L80B20 [h]:	79000
Light colour:	biały	LED lifespan L90B10 [h]:	38000
Surge protection [kV]:	10	Light distribution type:	symmetric 120°
Diffuser material:	glass	Warranty [years]:	5
Diffuser type:	transparent	CE certificate:	296/2023
Material of the body:	aluminium	Environmental Product Declaration (EPD):	816/2025
Colour of the body:	anthracite grey	Manual:	Download PDF
Dimensions (H/W/T/S) [mm]:	415/424/37	Plik LDT:	Download

LIGHT CURVES

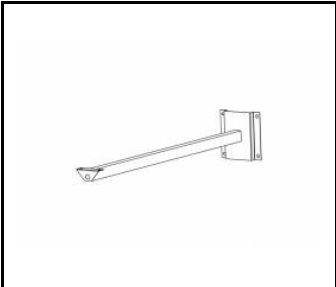


QUEST 2 LED RESIST L 19950LM I KL. IP66 840 SP10KV (145W)

DETAILED CARD

ACCESSORIES AVAILABLE

index	Name
559938	QUEST PLUS LED M/L wall holder RAL9006
699993	QUEST 2 LED M - recessed frame
699986	QUEST 2 LED L - recessed frame
699962	QUEST 2 LED L protective grid RAL7016
699979	QUEST 2 LED M protective grid RAL7016
965913	QUEST 2 LED M/L MAX wall mount RAL7016
567728	QUEST 2 LED M/L Pole holder



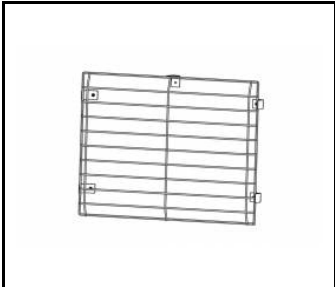
QUEST PLUS LED M/L wall holder
RAL9006 (559938)



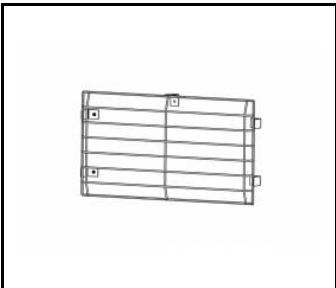
QUEST 2 LED M - recessed
frame (699993)



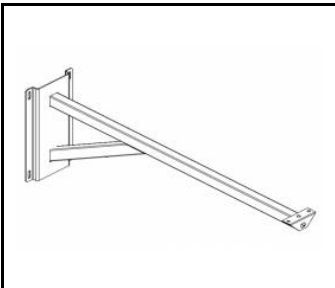
QUEST 2 LED L - recessed
frame (699986)



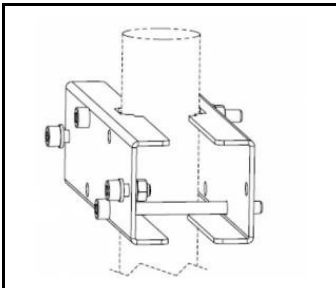
QUEST 2 LED L protective grid
RAL7016 (699962)



QUEST 2 LED M protective grid
RAL7016 (699979)



QUEST 2 LED M/L MAX wall mount
RAL7016 (965913)



QUEST 2 LED M/L Pole
holder (567728)