

ARENA LED 1205MM 18400LM 840 IP65 PC 141W

DETAILED CARD



TECHNICAL PARAMETERS

| | |
|------------------------------------|------------|
| Light source: | LED module |
| Rated power of the luminaire [W]*: | 141 |
| Luminous flux [lm]*: | 18400 |
| Supply voltage [V]: | 220-240 |
| Luminous efficacy [lm/W]: | 131 |
| Energy efficiency class: | D |
| Electrical protection class: | I |
| Colour temperature [K]: | 4000 |
| Impact resistance: | IK09 |
| Ingress protection: | IP65 |

CHARACTERISTICS

The highly energy-efficient Arena Led lamp features a wide range of luminous flux from 8950 lm to 18400 lm. Such a wide range makes it possible to choose a version tailored to the requirements for lighting a room. The lamp body made of steel sheet, powder-coated in white, and the transparent polycarbonate diffuser provide it with a very high IK09 impact resistance factor. The lamp is also distinguished by a very high IP65 tightness, which allows it to be installed and work in dusty and high humidity conditions. It also meets the highest standards for lamps mounted in industrial premises. Its glare factor is UGR<22 and it is suitable for use with DIMM DALI control.

APPLICATION

Arena Led is designed for surface or pendant mounting inside facilities. Its characteristics and high value of impact resistance and tightness parameters predispose it to use in industrial halls and facilities with unfavorable conditions (increased dust and humidity, high probability of exposure to impact).

Arena Led lamps will also perform well in sports facilities. They will show resistance to the strongest impacts of the ball or other sports accessories.

ARENA LED 1205MM 18400LM 840 IP65 PC 141W

DETAILED CARD

TECHNICAL PARAMETERS TABLE

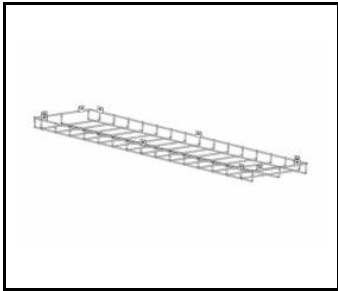
| | | | |
|-----------------------------------|---------------|----------------------------|------------------------------|
| Index: | 483103 | Beam angle [°]: | 70 |
| EAN: | 5905963483103 | Surge protection [kV]: | 2 |
| Light source: | LED module | Diffuser material: | PC |
| Rated power of the luminaire [W]: | 141 | Diffuser type: | transparent |
| Luminous flux [lm]: | 18400 | Optics material: | PC |
| Supply voltage [V]: | 220-240 | Optics: | lens |
| Frequency [Hz]: | 50-60 | Material of the body: | powder coated steel |
| Luminous efficacy [lm/W]: | 131 | Colour of the body: | white |
| Energy efficiency class: | D | Dimensions (H/W/T/S) [mm]: | 1205/195/95 |
| Electrical protection class: | I | Impact resistance: | IK09 |
| Colour temperature [K]: | 4000 | Ingress protection: | IP65 |
| Colour rendering index: | >80 | Mounting version: | surface, suspended |
| SDCM: | ≤ 3 | Working temperature [°C]: | from -20 to +35 |
| Power factor: | 0.98 | Category type: | louvres |
| LED lifespan L70B50 [h]: | 182000 | CE certificate: | 162/2023 |
| LED lifespan L80B20 [h]: | 115000 | Manual: | Download PDF |
| LED lifespan L90B10 [h]: | 55000 | Plik LDT: | Download |

ARENA LED 1205MM 18400LM 840 IP65 PC 141W

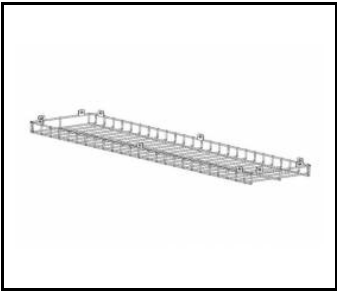
DETAILED CARD

ACCESSORIES AVAILABLE

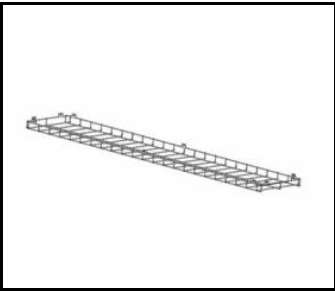
| index | Name |
|--------|--|
| 483271 | ARENA LED safety net 810mm mesh 51mm |
| 483257 | ARENA LED protective net 810mm mesh 30mm |
| 483288 | ARENA LED safety net 1205mm mesh 51mm |
| 483264 | ARENA LED safety net 1205mm 30mm mesh |
| 483240 | ARENA LED - RCR sensor - set |




ARENA LED safety net 810mm mesh 51mm (483271)




ARENA LED protective net 810mm mesh 30mm (483257)



ARENA LED safety net 1205mm mesh 51mm (483288)



ARENA LED safety net 1205mm 30mm mesh (483264)



ARENA LED - RCR sensor - set (483240)

Card creation date: 08 January 2025
The company reserves the right to make design changes or upgrades in the presented product. Product data sheet does not constitute an offer. * Parameter tolerance is +/- 10%

 This product is a subject to electric and electronic waste equipment regulations (WEEE).

 Certificate CE - Nr: 162/2023