

TERRA 2 LED N-MAG 595X595MM X2 5050LM 830 WHITE GLOSS (48W)

DETAILED CARD



TECHNICAL PARAMETERS

Index:	990953
Ingress protection:	IP20
Nominal power [W]:	48
Luminous flux [lm]*:	5050
Colour rendering index:	>80
SDCM:	≤ 3
Material of the body:	powder coated steel
Optics:	HE
Mounting version:	surface (magnet ver.)
Dimensions (H/W/T/S) [mm]:	595/595/36

CHARACTERISTICS

Recessed square LED luminaire with high total luminous Flux. Made of powder-coated white steel sheet. The luminaire has a patented HE reflector installed, which ensures efficiency and effectively eliminates glare. Available mounting versions: surface mounted, surface mounted on neodymium magnets (magnet ver. / N-MAG), flush-mounted in modular or KG ceilings (using an adapter), or suspended. In the surface-mounted version, solutions influencing the speed and safety of installation were used. In addition, the versions with neodymium magnets shorten the installation time of surface-mounted versions to an absolute minimum.

UGR <19

Unified Glare Rating is an indicator characterizing glare. The lower the Unified Lighting Rating Index (UGR), the lower the glare. In the case of luminaires designed for office spaces, UGR <19, among others improves the comfort of work, reduces errors and fatigue. The UGR value also depends on many factors characterizing the room and the location of the observer. Special computer programs should be used to precisely determine the degree of glare for specific conditions.

APPLICATION

General-purpose recessed luminaire for indoor application in offices or other utility rooms. Appropriate as the main light source even when the work requires eyesight concentration.

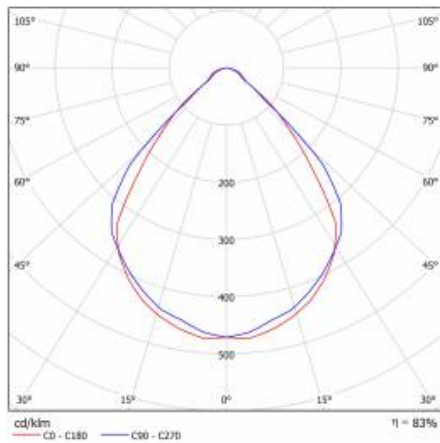
TERRA 2 LED N-MAG 595X595MM X2 5050LM 830 WHITE GLOSS (48W)

DETAILED CARD

TECHNICAL PARAMETERS TABLE

Index:	990953	Optics:	HE
Light source:	LED module	Material of the body:	powder coated steel
Nominal power [W]:	48	Colour of the body:	white gloss
Rated power of the luminaire [W]:	53.40	Dimensions (H/W/T/S) [mm]:	595/595/36
Supply voltage [V]:	220 - 240	Ingress protection:	IP20
Frequency [Hz]:	50 - 60	Mounting version:	surface (magnet ver.)
Luminous flux [lm]:	5050	Working temperature [°C]:	from -20 to +35
Luminous efficacy [lm/W]:	95	Category type:	louvres
Energy efficiency class:	E	LED lifespan L70B50 [h]:	132000
Electrical protection class:	II	LED lifespan L80B20 [h]:	84000
Colour temperature [K]:	3000	LED lifespan L90B10 [h]:	42000
Colour rendering index:	>80	Version:	2x1
SDCM:	≤ 3	CE certificate:	249/2023
Power factor:	0.97	Manual:	Download PDF

LIGHT CURVES



TECHNICAL DETAILS




TERRA 2 LED

TERRA 2 LED N-MAG 595X595MM X2 5050LM 830 WHITE GLOSS (48W)


DETAILED CARD

ACCESSORIES AVAILABLE

index	Name
999543	Plasterboard recessing kit 630x630 white (steel version)
374845	Frame adapter KG 635x635 WHITE
998966	Frame steel white structure RAL9016 600x600 SM "well effect"



Plasterboard recessing kit 630x630 white (steel version) (999543)



Frame steel white structure RAL9016 600x600 SM "well effect" (998966)

Card creation date: 19 June 2024

The company reserves the right to make design changes or upgrades in the presented product. Product data sheet does not constitute an offer. * Parameter tolerance is +/- 10%



This product is a subject to electric and electronic waste equipment regulations (WEEE).



Certificate CE - Nr: 249/2023